

Anti-TIMP4 antibody ab155040

2 图像

概述

产品名称	Anti-TIMP4抗体
描述	兔多克隆抗体to TIMP4
宿主	Rabbit
经测试应用	适用于: WB, ICC/IF
种属反应性	与反应: Human 预测可用于: Mouse, Rat, Rabbit, Cow, Monkey 
免疫原	Recombinant fragment, corresponding to a region within amino acids 19-224 of Human TIMP4 (UniProt Q99727).
阳性对照	A549, HepG2, HeLa and HCT116 cell lysates; HeLa cells
常规说明	<p>The Life Science industry has been in the grips of a reproducibility crisis for a number of years. Abcam is leading the way in addressing this with our range of recombinant monoclonal antibodies and knockout edited cell lines for gold-standard validation. Please check that this product meets your needs before purchasing.</p> <p>If you have any questions, special requirements or concerns, please send us an inquiry and/or contact our Support team ahead of purchase. Recommended alternatives for this product can be found below, along with publications, customer reviews and Q&As</p>

性能

形式	Liquid
存放说明	Shipped at 4°C. Upon delivery aliquot. Store at -20°C or -80°C. Avoid freeze / thaw cycle.
存储溶液	pH: 7.00 Preservative: 0.01% Thimerosal (merthiolate) Constituents: 1.21% Tris, 0.75% Glycine, 20% Glycerol (glycerin, glycerine)
纯度	Immunogen affinity purified
克隆	多克隆
同种型	IgG

应用

The Abpromise guarantee

Abpromise™ 承诺保证使用 ab155040 于以下的经测试应用


“应用说明”部分 下显示的仅为推荐的起始稀释度;实际最佳的稀释度/浓度应由使用者检定。

应用	Ab评论	说明
WB		1/500 - 1/3000. Predicted molecular weight: 25 kDa.
ICC/IF		1/100 - 1/1000.

靶标

功能	Complexes with metalloproteinases (such as collagenases) and irreversibly inactivates them by binding to their catalytic zinc cofactor. Known to act on MMP-1, MMP-2, MMP-3, MMP-7 and MMP-9.
组织特异性	Abundant in heart and present at low levels in many other tissues.
序列相似性	Belongs to the protease inhibitor I35 (TIMP) family. Contains 1 NTR domain.
细胞定位	Secreted.

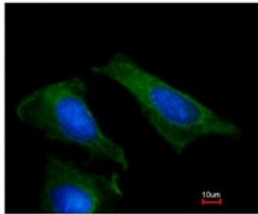
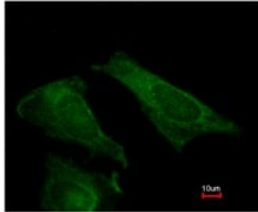
图片



Anti-TIMP4 antibody (ab155040) at 1/1000 dilution + HeLa whole cell lysate at 30 µg

Predicted band size: 25 kDa

12% SDS PAGE



Immunofluorescent analysis of methanol-fixed HeLa cells labeling TIMP4 with ab155040 at 1/200 dilution. Lower panel co-stained with Hoechst 33342.

Immunocytochemistry/ Immunofluorescence - Anti-TIMP4 antibody (ab155040)

Please note: All products are "FOR RESEARCH USE ONLY. NOT FOR USE IN DIAGNOSTIC PROCEDURES"

Our Abpromise to you: Quality guaranteed and expert technical support

- Replacement or refund for products not performing as stated on the datasheet
- Valid for 12 months from date of delivery
- Response to your inquiry within 24 hours
- We provide support in Chinese, English, French, German, Japanese and Spanish
- Extensive multi-media technical resources to help you
- We investigate all quality concerns to ensure our products perform to the highest standards

If the product does not perform as described on this datasheet, we will offer a refund or replacement. For full details of the Abpromise, please visit <https://www.abcam.cn/abpromise> or contact our technical team.

Terms and conditions

- Guarantee only valid for products bought direct from Abcam or one of our authorized distributors