




Anti-TGF beta 1 antibody ab9758

★★★★★ [3 Abreviews](#) [59 References](#) [1 图像](#)

概述

产品名称	Anti-TGF beta 1抗体
描述	兔多克隆抗体to TGF beta 1
宿主	Rabbit
特异性	Full length, inactive 44 kD TGFB1 is cleaved into mature TGFB1 (13 kD). TGFB1 also homodimerizes and heterodimerizes with TGFB2, so there is potential for multiple different band sizes in WB.
经测试应用	适用于: WB
种属反应性	与反应: Human 预测可用于: Sheep, Rabbit, Horse, Guinea pig, Hamster, Cow, Pig  不与反应: Dog
免疫原	Synthetic peptide corresponding to Human TGF beta 1. Sequence: FSSTEKN-C
常规说明	 Run BLAST with
	 Run BLAST with
<p>The Life Science industry has been in the grips of a reproducibility crisis for a number of years. Abcam is leading the way in addressing this with our range of recombinant monoclonal antibodies and knockout edited cell lines for gold-standard validation. Please check that this product meets your needs before purchasing.</p> <p>If you have any questions, special requirements or concerns, please send us an inquiry and/or contact our Support team ahead of purchase. Recommended alternatives for this product can be found below, along with publications, customer reviews and Q&As</p>	
性能	
形式	Liquid
存放说明	Shipped at 4°C. Store at +4°C short term (1-2 weeks). Upon delivery aliquot. Store at -20°C or -80°C. Avoid freeze / thaw cycle.
存储溶液	Preservative: 0.01% Sodium azide Constituents: 0.42% Potassium phosphate, 0.87% Sodium chloride
纯度	Immunogen affinity purified
克隆	多克隆

同种型

IgG

应用

The Abpromise guarantee

Abpromise™承诺保证使用ab9758于以下的经测试应用

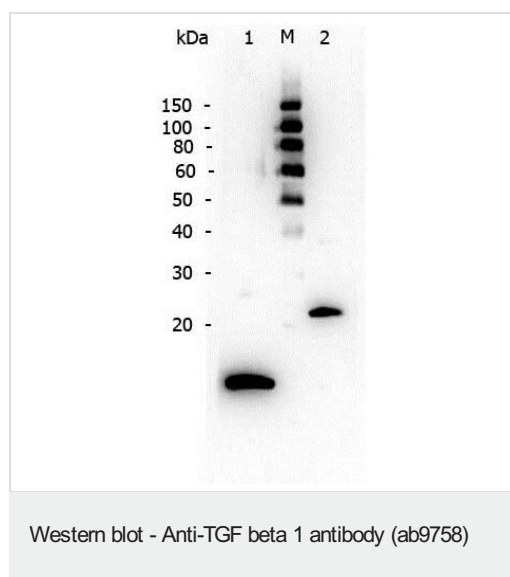
“应用说明”部分 下显示的仅为推荐的起始稀释度;实际最佳的稀释度/浓度应由使用者检定。

应用	Ab评论	说明
WB	★★★★★ (3)	1/100 - 1/500. In reduced samples, the expected bands are 12 kDa (mature protein) and 44 kDa (unprocessed protein). Expected band at 25 kDa in non-reduced samples (homodimer of mature protein). Glycosylations may also cause unprocessed protein to run a few kDa higher (around 50 kDa). TGFB1 also heterodimerizes with TGFB2, so there is potential for multiple different band sizes in

靶标

功能	Multifunctional protein that controls proliferation, differentiation and other functions in many cell types. Many cells synthesize TGFB1 and have specific receptors for it. It positively and negatively regulates many other growth factors. It plays an important role in bone remodeling as it is a potent stimulator of osteoblastic bone formation, causing chemotaxis, proliferation and differentiation in committed osteoblasts.
组织特异性	Highly expressed in bone. Abundantly expressed in articular cartilage and chondrocytes and is increased in osteoarthritis (OA). Co-localizes with ASPN in chondrocytes within OA lesions of articular cartilage.
疾病相关	Defects in TGFB1 are the cause of Camurati-Engelmann disease (CE) [MIM:131300]; also known as progressive diaphyseal dysplasia 1 (DPD1). CE is an autosomal dominant disorder characterized by hyperostosis and sclerosis of the diaphyses of long bones. The disease typically presents in early childhood with pain, muscular weakness and waddling gait, and in some cases other features such as exophthalmos, facial paralysis, hearing difficulties and loss of vision.
序列相似性	Belongs to the TGF-beta family.
翻译后修饰	Glycosylated. The precursor is cleaved into mature TGF-beta-1 and LAP, which remains non-covalently linked to mature TGF-beta-1 rendering it inactive.
细胞定位	Secreted > extracellular space > extracellular matrix.

图片



All lanes : Anti-TGF beta 1 antibody (ab9758) at 1/200 dilution

Lane 1 : Reduced human recombinant TGF beta 1

Lane 2 : Non-reduced human recombinant TGF beta 1

Lysates/proteins at 0.25 µg per lane.

Secondary

All lanes : Peroxidase-conjugated anti-rabbit IgG at 1/40000 dilution

Observed band size: 12,25 kDa

Incubated with the primary antibody overnight at 4°C.

Incubated with the secondary antibody for 30 min at room temperature.

Please note: All products are "FOR RESEARCH USE ONLY. NOT FOR USE IN DIAGNOSTIC PROCEDURES"

Our Abpromise to you: Quality guaranteed and expert technical support

- Replacement or refund for products not performing as stated on the datasheet
- Valid for 12 months from date of delivery
- Response to your inquiry within 24 hours
- We provide support in Chinese, English, French, German, Japanese and Spanish
- Extensive multi-media technical resources to help you
- We investigate all quality concerns to ensure our products perform to the highest standards

If the product does not perform as described on this datasheet, we will offer a refund or replacement. For full details of the Abpromise, please visit <https://www.abcam.cn/abpromise> or contact our technical team.

Terms and conditions

- Guarantee only valid for products bought direct from Abcam or one of our authorized distributors