

Anti-TGF alpha antibody ab203049

3 图像

概述

产品名称	Anti-TGF alpha抗体
描述	兔多克隆抗体to TGF alpha
宿主	Rabbit
经测试应用	适用于: IHC-P
种属反应性	与反应: Rat, Human
免疫原	Synthetic peptide corresponding to Human TGF alpha aa 1-100 conjugated to keyhole limpet haemocyanin. Database link: P01135 Run BLAST with Run BLAST with
阳性对照	Human colon carcinoma, Human gastric carcinoma and rat colon tissues.
常规说明	<p>The Life Science industry has been in the grips of a reproducibility crisis for a number of years. Abcam is leading the way in addressing this with our range of recombinant monoclonal antibodies and knockout edited cell lines for gold-standard validation. Please check that this product meets your needs before purchasing.</p> <p>If you have any questions, special requirements or concerns, please send us an inquiry and/or contact our Support team ahead of purchase. Recommended alternatives for this product can be found below, along with publications, customer reviews and Q&As</p>

性能

形式	Liquid
存放说明	Shipped at 4°C. Store at +4°C short term (1-2 weeks). Upon delivery aliquot. Store at -20°C long term. Avoid freeze / thaw cycle.
存储溶液	pH: 7.40 Preservative: 0.02% Proclin 300 Constituents: 50% Glycerol (glycerin, glycerine), 1% BSA, 48.98% TBS, 1X Aqueous buffered solution
纯度	Protein A purified
克隆	多克隆
同种型	IgG

应用

The Abpromise guarantee

Abpromise™ 承诺保证使用 ab203049 于以下的经测试应用

“应用说明”部分下显示的仅为推荐的起始稀释度；实际最佳的稀释度/浓度应由使用者检定。

应用	Ab评论	说明
IHC-P		1/100 - 1/500. (1/50 - 1/200 if using a fluorescent secondary antibody)

靶标

功能

TGF alpha is a mitogenic polypeptide that is able to bind to the EGF receptor and to act synergistically with TGF beta to promote anchorage-independent cell proliferation in soft agar.

组织特异性

Isoform 1, isoform 3 and isoform 4 are expressed in keratinocytes and tumor-derived cell lines.

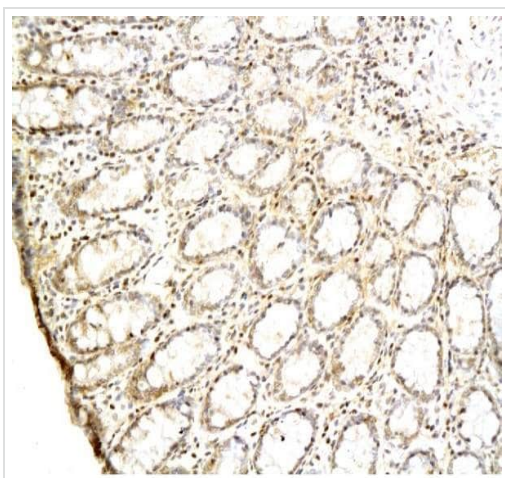
序列相似性

Contains 1 EGF-like domain.

细胞定位

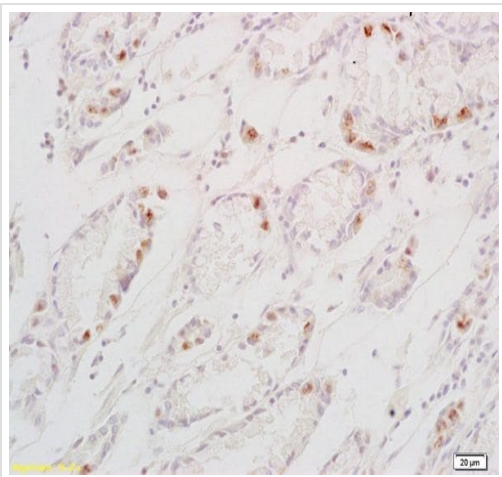
Cell membrane and Secreted > extracellular space.

图片



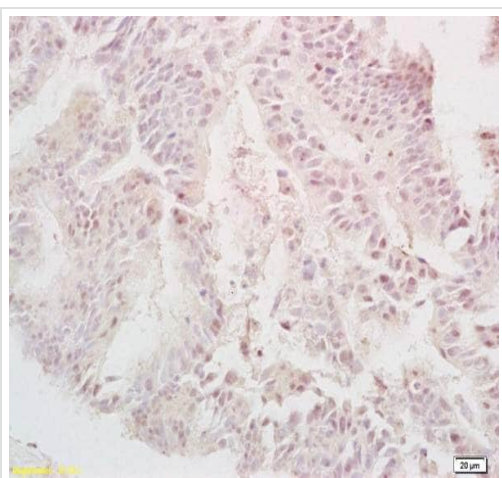
Immunohistochemical analysis of formalin-fixed paraffin-embedded rat colon carcinoma tissue labeling TGF alpha with ab203049 at 1/100 dilution.

Immunohistochemistry (Formalin/PFA-fixed paraffin-embedded sections) - Anti-TGF alpha antibody (ab203049)



Immunohistochemical analysis of formalin-fixed paraffin-embedded Human gastric carcinoma tissue labeling TGF alpha with ab203049 at 1/200 dilution.

Immunohistochemistry (Formalin/PFA-fixed paraffin-embedded sections) - Anti-TGF alpha antibody (ab203049)



Immunohistochemical analysis of formalin-fixed paraffin-embedded Human colon carcinoma tissue labeling TGF alpha with ab203049 at 1/200 dilution.

Immunohistochemistry (Formalin/PFA-fixed paraffin-embedded sections) - Anti-TGF alpha antibody (ab203049)

Please note: All products are "FOR RESEARCH USE ONLY. NOT FOR USE IN DIAGNOSTIC PROCEDURES"

Our Abpromise to you: Quality guaranteed and expert technical support

- Replacement or refund for products not performing as stated on the datasheet

- Valid for 12 months from date of delivery
- Response to your inquiry within 24 hours

- We provide support in Chinese, English, French, German, Japanese and Spanish
- Extensive multi-media technical resources to help you
- We investigate all quality concerns to ensure our products perform to the highest standards

If the product does not perform as described on this datasheet, we will offer a refund or replacement. For full details of the Abpromise, please visit <https://www.abcam.cn/abpromise> or contact our technical team.

Terms and conditions

- Guarantee only valid for products bought direct from Abcam or one of our authorized distributors