


### Anti-Tbx2 antibody ab33298

★★★★★ [2 Abreviews](#) [5 References](#) [2 图像](#)

#### 概述

产品名称	Anti-Tbx2抗体
描述	兔多克隆抗体to Tbx2
宿主	Rabbit
特异性	From Mar 2024, QC testing of replenishment batches of this polyclonal changed. All tested and expected application and reactive species combinations are still covered by our Abcam product promise. However, we no longer test all applications. For more information on a specific batch, please contact our Scientific Support who will be happy to help.
经测试应用	适用于: WB, IHC-P
种属反应性	与反应: Mouse, Human 预测可用于: Dog, Xenopus laevis 
免疫原	Synthetic peptide conjugated to KLH derived from within residues 650 to the C-terminus of Human Tbx2.参阅Abcam的专有抗源政策(Peptide available as <a href="#">ab35983</a> .)
阳性对照	This antibody gave a positive signal in the following Human tissue lysates: Kidney; Lung; Heart
常规说明	<p>The Life Science industry has been in the grips of a reproducibility crisis for a number of years. Abcam is leading the way in addressing this with our range of recombinant monoclonal antibodies and knockout edited cell lines for gold-standard validation. Please check that this product meets your needs before purchasing.</p> <p>If you have any questions, special requirements or concerns, please send us an inquiry and/or contact our Support team ahead of purchase. Recommended alternatives for this product can be found below, along with publications, customer reviews and Q&amp;As</p>

#### 性能

形式	Liquid
存放说明	Shipped at 4°C. Store at +4°C short term (1-2 weeks). Upon delivery aliquot. Store at -20°C or -80°C. Avoid freeze / thaw cycle.
存储溶液	pH: 7.40 Preservative: 0.02% Sodium azide Constituent: PBS

Batches of this product that have a concentration < 1mg/ml may have BSA added as a stabilising

agent. If you would like information about the formulation of a specific lot, please contact our scientific support team who will be happy to help.

纯度	Immunogen affinity purified
克隆	多克隆
同种型	IgG

## 应用

**The Abpromise guarantee**      **Abpromise™** 承诺保证使用 ab33298 于以下的经测试应用

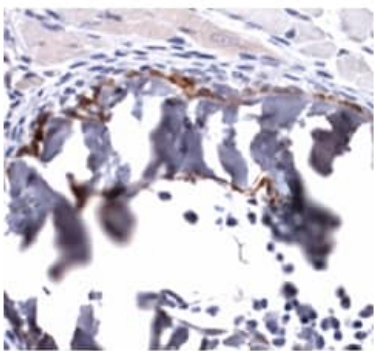
“应用说明”部分 下显示的仅为推荐的起始稀释度;实际最佳的稀释度/浓度应由使用者检定。

应用	Ab评论	说明
WB		Use a concentration of 1 µg/ml. Detects a band of approximately 74 kDa (predicted molecular weight: 74 kDa).
IHC-P	★★★★★ (1)	1/500. Perform heat mediated antigen retrieval before commencing with IHC staining protocol.

## 靶标

功能	Involved in the transcriptional regulation of genes required for mesoderm differentiation. Probably plays a role in limb pattern formation.
组织特异性	Expressed primarily in adult in kidney, lung, and placenta. Weak expression in heart and ovary.
序列相似性	Contains 1 T-box DNA-binding domain.
细胞定位	Nucleus.

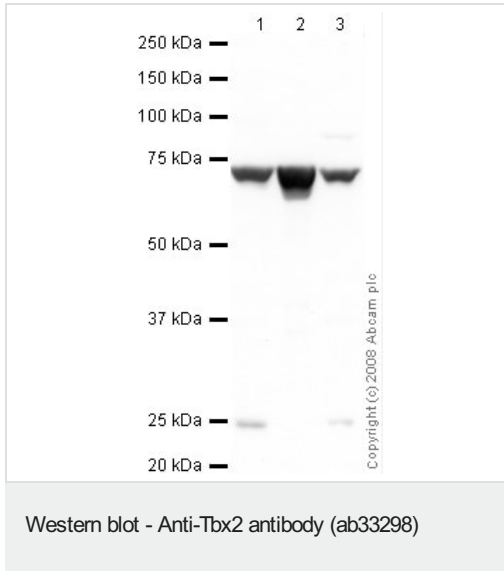
## 图片



2008 Abcam

Formalin-fixed paraffin-embedded mouse bone marrow section stained with ab33298 Tbx2 antibody at 1/500 dilution.

Immunohistochemistry (Formalin/PFA-fixed paraffin-embedded sections) - Anti-Tbx2 antibody (ab33298)



**All lanes :** Anti-Tbx2 antibody (ab33298) at 1 µg/ml

**Lane 1 :** Human kidney tissue lysate - total protein (**ab30203**)

**Lane 2 :** Lung (Human) Tissue Lysate

**Lane 3 :** Human heart tissue lysate - total protein (**ab29431**)

Lysates/proteins at 10 µg per lane.

#### Secondary

**All lanes :** Goat polyclonal to Rabbit IgG - H&L - Pre-Adsorbed (HRP) at 1/3000 dilution

Performed under reducing conditions.

**Predicted band size:** 74 kDa

**Observed band size:** 74 kDa

**Please note:** All products are "FOR RESEARCH USE ONLY. NOT FOR USE IN DIAGNOSTIC PROCEDURES"

#### Our Abpromise to you: Quality guaranteed and expert technical support

- Replacement or refund for products not performing as stated on the datasheet
- Valid for 12 months from date of delivery
- Response to your inquiry within 24 hours
- We provide support in Chinese, English, French, German, Japanese and Spanish
- Extensive multi-media technical resources to help you
- We investigate all quality concerns to ensure our products perform to the highest standards

If the product does not perform as described on this datasheet, we will offer a refund or replacement. For full details of the Abpromise, please visit <https://www.abcam.cn/abpromise> or contact our technical team.

#### Terms and conditions

- Guarantee only valid for products bought direct from Abcam or one of our authorized distributors