

Anti-TAGLN/Transgelin antibody ab155272

★★★★★ [2 Abreviews](#) [13 References](#) [5 图像](#)

概述

产品名称	Anti-TAGLN/Transgelin抗体
描述	兔多克隆抗体to TAGLN/Transgelin
宿主	Rabbit
经测试应用	适用于: WB, IHC-P, ICC/IF
种属反应性	与反应: Mouse, Rat, Human 预测可用于: Chicken, Cow 
免疫原	Recombinant fragment corresponding to Human TAGLN/Transgelin (internal sequence). Database link: Q01995
阳性对照	Recombinant Human SM22 alpha protein (ab101469) can be used as a positive control in WB. HepG2 whole cell lysate, Mouse liver whole cell lysate, A-10 cells treated with MG132. HeLa cells. Ca922 xenograft.
常规说明	<p>The Life Science industry has been in the grips of a reproducibility crisis for a number of years. Abcam is leading the way in addressing this with our range of recombinant monoclonal antibodies and knockout edited cell lines for gold-standard validation. Please check that this product meets your needs before purchasing.</p> <p>If you have any questions, special requirements or concerns, please send us an inquiry and/or contact our Support team ahead of purchase. Recommended alternatives for this product can be found below, along with publications, customer reviews and Q&As</p>

性能

形式	Liquid
存放说明	Shipped at 4°C. Upon delivery aliquot. Store at -20°C or -80°C. Avoid freeze / thaw cycle.
存储溶液	pH: 7.00 Preservative: 0.025% Proclin 300 Constituents: 79% PBS, 20% Glycerol (glycerin, glycerine)
纯度	Immunogen affinity purified
克隆	多克隆
同种型	IgG

应用

The Abpromise guarantee

Abpromise™ 承诺保证使用 ab155272 于以下的经测试应用

“应用说明”部分 下显示的仅为推荐的起始稀释度;实际最佳的稀释度/浓度应由使用者检定。

应用	Ab评论	说明
WB	★★★★★ (1)	1/1000 - 1/10000. Predicted molecular weight: 23 kDa.
IHC-P		1/100 - 1/1000. Perform heat mediated antigen retrieval with citrate buffer pH 6 before commencing with IHC staining protocol.
ICC/IF		1/100 - 1/1000.

靶标

功能

Actin cross-linking/gelling protein (By similarity). Involved in calcium interactions and contractile properties of the cell that may contribute to replicative senescence.

序列相似性

Belongs to the calponin family.

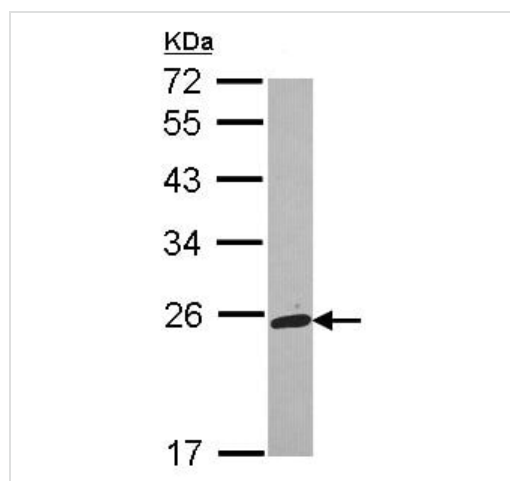
Contains 1 calponin-like repeat.

Contains 1 CH (calponin-homology) domain.

细胞定位

Cytoplasm.

图片




Anti-TAGLN/Transgelin antibody (ab155272) at 1/1000 dilution +
HepG2 whole cell lysate at 30 µg

Predicted band size: 23 kDa

12% SDS PAGE

Western blot - Anti-TAGLN/Transgelin antibody
(ab155272)

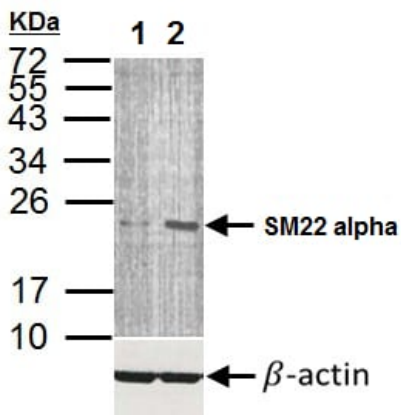


Western blot - Anti-TAGLN/Transgelin antibody
(ab155272)

Anti-TAGLN/Transgelin antibody (ab155272) at 1/1000 dilution +
Mouse liver whole cell lysate at 50 μ g

Predicted band size: 23 kDa

12% SDS PAGE



Western blot - Anti-TAGLN/Transgelin antibody
(ab155272)

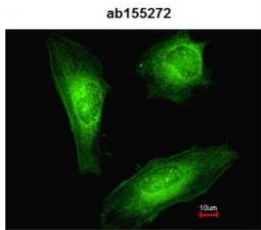
All lanes : Anti-TAGLN/Transgelin antibody (ab155272) at 1/5000
dilution

Lane 1 : A-10 whole cell lysate

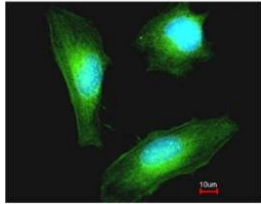
Lane 2 : A-10 whole cell lysate treated with MG132

Lysates/proteins at 35 μ g per lane.

Predicted band size: 23 kDa

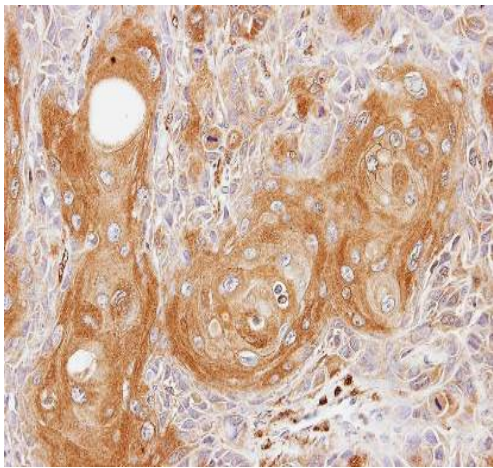


Costained with Hoechst 33342



Immunofluorescence analysis of methanol-fixed HeLa cells, labeling SM22 alpha with ab155272 at 1/200 dilution.

Immunocytochemistry/ Immunofluorescence - Anti-TAGLN/Transgelin antibody (ab155272)



Immunohistochemical analysis of paraffin-embedded Ca922 xenograft, labeling SM22 alpha with ab155272 at 1/100 dilution.

Immunohistochemistry (Formalin/PFA-fixed paraffin-embedded sections) - Anti-TAGLN/Transgelin antibody (ab155272)

Please note: All products are "FOR RESEARCH USE ONLY. NOT FOR USE IN DIAGNOSTIC PROCEDURES"

Our Abpromise to you: Quality guaranteed and expert technical support

- Replacement or refund for products not performing as stated on the datasheet
- Valid for 12 months from date of delivery
- Response to your inquiry within 24 hours

- We provide support in Chinese, English, French, German, Japanese and Spanish
- Extensive multi-media technical resources to help you
- We investigate all quality concerns to ensure our products perform to the highest standards

If the product does not perform as described on this datasheet, we will offer a refund or replacement. For full details of the Abpromise, please visit <https://www.abcam.cn/abpromise> or contact our technical team.

Terms and conditions

- Guarantee only valid for products bought direct from Abcam or one of our authorized distributors