


Anti-Superoxide Dismutase 1 antibody [2F5] ab115750

2 图像

概述

产品名称	Anti-Superoxide Dismutase 1抗体[2F5]
描述	小鼠单克隆抗体[2F5] to Superoxide Dismutase 1
宿主	Mouse
特异性	ab115750 does not cross react with immunoglobulins but does react weakly with Mn SOD
经测试应用	适用于: IHC-P
种属反应性	与反应: Human 预测可用于: Cow 
免疫原	Tissue, cells or virus corresponding to Cow Superoxide Dismutase 1. Superoxide dismutase enzyme prepared from bovine erythrocytes
阳性对照	Human Kidney and Human Liver tissues
常规说明	<p>The Life Science industry has been in the grips of a reproducibility crisis for a number of years. Abcam is leading the way in addressing this with our range of recombinant monoclonal antibodies and knockout edited cell lines for gold-standard validation. Please check that this product meets your needs before purchasing.</p> <p>If you have any questions, special requirements or concerns, please send us an inquiry and/or contact our Support team ahead of purchase. Recommended alternatives for this product can be found below, along with publications, customer reviews and Q&As</p>

性能

形式	Liquid
存放说明	Shipped at 4°C. Store at -20°C or -80°C. Avoid freeze / thaw cycle. Store undiluted.
存储溶液	Preservative: 0.1% Sodium azide Constituents: 99% PBS, 0.1% BSA
纯度	Protein G purified
克隆	单克隆
克隆编号	2F5
同种型	IgG1

应用

The Abpromise guarantee

Abpromise™ 承诺保证使用 ab115750 于以下的经测试应用

“应用说明”部分 下显示的仅为推荐的起始稀释度;实际最佳的稀释度/浓度应由使用者检定。

应用	Ab 评论	说明
IHC-P		Use a concentration of 15 µg/ml. Perform heat mediated antigen retrieval with citrate buffer pH 6 before commencing with IHC staining protocol.

靶标

功能

Destroys radicals which are normally produced within the cells and which are toxic to biological systems.

疾病相关

Defects in SOD1 are the cause of amyotrophic lateral sclerosis type 1 (ALS1) [MIM:105400]. ALS1 is a familial form of amyotrophic lateral sclerosis, a neurodegenerative disorder affecting upper and lower motor neurons and resulting in fatal paralysis. Sensory abnormalities are absent. Death usually occurs within 2 to 5 years. The etiology of amyotrophic lateral sclerosis is likely to be multifactorial, involving both genetic and environmental factors. The disease is inherited in 5-10% of cases leading to familial forms.

序列相似性

Belongs to the Cu-Zn superoxide dismutase family.

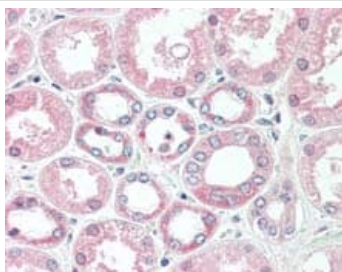
翻译后修饰

Unlike wild-type protein, the pathogenic variants ALS1 Arg-38, Arg-47, Arg-86 and Ala-94 are polyubiquitinated by RNF19A leading to their proteasomal degradation. The pathogenic variants ALS1 Arg-86 and Ala-94 are ubiquitinated by MARCH5 leading to their proteasomal degradation.
The ditryptophan cross-link at Trp-33 is responsible for the non-disulfide-linked homodimerization. Such modification might only occur in extreme conditions and additional experimental evidence is required.

细胞定位

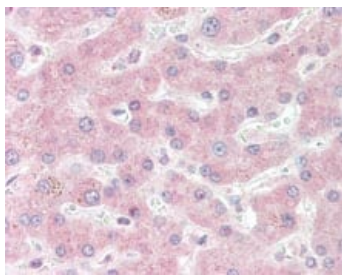
Cytoplasm. The pathogenic variants ALS1 Arg-86 and Ala-94 gradually aggregates and accumulates in mitochondria.

图片



Human Kidney (formalin-fixed, paraffin-embedded) stained with ab115750 at 15 µg/ml followed by biotinylated anti-mouse IgG secondary antibody, alkaline phosphatase-streptavidin and chromogen.

Immunohistochemistry (Formalin/PFA-fixed paraffin-embedded sections) - Anti-Superoxide Dismutase 1 antibody [2F5] (ab115750)



Human Liver (formalin-fixed, paraffin-embedded) stained with ab115750 at 15 ug/ml followed by biotinylated anti-mouse IgG secondary antibody, alkaline phosphatase-streptavidin and chromogen.

Immunohistochemistry (Formalin/PFA-fixed paraffin-embedded sections) - Anti-Superoxide Dismutase 1 antibody [2F5] (ab115750)

Please note: All products are "FOR RESEARCH USE ONLY. NOT FOR USE IN DIAGNOSTIC PROCEDURES"

Our Abpromise to you: Quality guaranteed and expert technical support

- Replacement or refund for products not performing as stated on the datasheet
- Valid for 12 months from date of delivery
- Response to your inquiry within 24 hours
- We provide support in Chinese, English, French, German, Japanese and Spanish
- Extensive multi-media technical resources to help you
- We investigate all quality concerns to ensure our products perform to the highest standards

If the product does not perform as described on this datasheet, we will offer a refund or replacement. For full details of the Abpromise, please visit <https://www.abcam.cn/abpromise> or contact our technical team.

Terms and conditions

- Guarantee only valid for products bought direct from Abcam or one of our authorized distributors