


Anti-STUB1/CHIP antibody [EPR4448] ab109103

重组 RabMAb

☆☆☆☆ 2 Abreviews 4 References 3 图像

概述

产品名称	Anti-STUB1/CHIP抗体[EPR4448]
描述	兔单克隆抗体[EPR4448] to STUB1/CHIP
宿主	Rabbit
经测试应用	适用于: WB, ICC/IF 不适用于: Flow Cyt or IHC-P
种属反应性	与反应: Human 预测可用于: Mouse, Rat 
免疫原	Synthetic peptide. This information is proprietary to Abcam and/or its suppliers.
阳性对照	HeLa, MCF7, ECV304, and 293T cell lysates; HeLa cells.
常规说明	<p>This product is a recombinant monoclonal antibody, which offers several advantages including:</p> <ul style="list-style-type: none"><li>- High batch-to-batch consistency and reproducibility</li><li>- Improved sensitivity and specificity</li><li>- Long-term security of supply</li><li>- Animal-free production</li></ul> <p>For more information <a href="#">see here</a>.</p> <p>Our RabMAb<sup>®</sup> technology is a patented hybridoma-based technology for making rabbit monoclonal antibodies. For details on our patents, please refer to <a href="#">RabMAb<sup>®</sup> patents</a>.</p>

性能

形式	Liquid
存放说明	Shipped at 4°C. Store at -20°C. Stable for 12 months at -20°C.
存储溶液	pH: 7.20 Preservative: 0.01% Sodium azide Constituents: 9% PBS, 40% Glycerol (glycerin, glycerine), 0.05% BSA, 50% Tissue culture supernatant
纯度	Protein A purified
克隆	单克隆
克隆编号	EPR4448

同种型

IgG

应用

The Abpromise guarantee

Abpromise™承诺保证使用ab109103于以下的经测试应用

“应用说明”部分 下显示的仅为推荐的起始稀释度;实际最佳的稀释度/浓度应由使用者检定。

应用	Ab评论	说明
WB	★★★★★ (1)	1/1000 - 1/10000. Predicted molecular weight: 35 kDa.
ICC/IF		1/100 - 1/250.

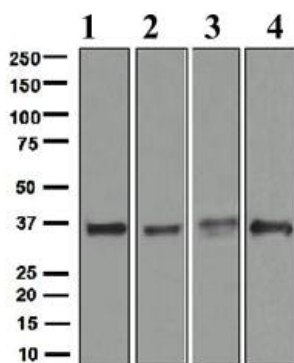
应用说明

Is unsuitable for Flow Cyt or IHC-P.

靶标

功能	E3 ubiquitin-protein ligase which targets misfolded chaperone substrates towards proteasomal degradation. Ubiquitinates NOS1 in concert with Hsp70 and Hsp40. Modulates the activity of several chaperone complexes, including Hsp70, Hsc70 and Hsp90. Mediates transfer of non-canonical short ubiquitin chains to HSPA8 that have no effect on HSPA8 degradation. Mediates polyubiquitination of DNA polymerase beta (POLB) at 'Lys-41', 'Lys-61' and 'Lys-81', thereby playing a role in base-excision repair: catalyzes polyubiquitination by amplifying the HUWE1/ARF-BP1-dependent monoubiquitination and leading to POLB-degradation by the proteasome. Mediates polyubiquitination of CYP3A4.
组织特异性	Highly expressed in skeletal muscle, heart, pancreas, brain and placenta. Detected in kidney, liver and lung.
通路	Protein modification; protein ubiquitination.
序列相似性	Contains 3 TPR repeats. Contains 1 U-box domain.
结构域	The TPR domain is essential for ubiquitination mediated by UBE2D1.
翻译后修饰	Phosphorylated upon DNA damage, probably by ATM or ATR. Auto-ubiquitinated; mediated by UBE2D1 and UBE2D2.
细胞定位	Cytoplasm.

图片



Western blot - Anti-STUB1/CHIP antibody [EPR4448] (ab109103)

**All lanes :** Anti-STUB1/CHIP antibody [EPR4448] (ab109103) at 1/1000 dilution

**Lane 1 :** HeLa cell lysate

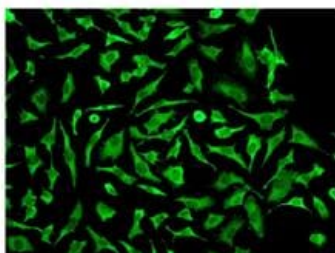
**Lane 2 :** MCF7 cell lysate

**Lane 3 :** ECV304 cell lysate

**Lane 4 :** 293T cell lysate

Lysates/proteins at 10 µg per lane.

**Predicted band size:** 35 kDa



Immunocytochemistry/ Immunofluorescence - Anti-STUB1/CHIP antibody [EPR4448] (ab109103)

Immunofluorescent staining of STUB1/CHIP in HeLa cells using ab109103 at 1/100 dilution.

Why choose a recombinant antibody?



**Research with confidence**  
Consistent and reproducible results



**Long-term and scalable supply**  
Recombinant technology



**Success from the first experiment**  
Confirmed specificity



**Ethical standards compliant**  
Animal-free production

Anti-STUB1/CHIP antibody [EPR4448] (ab109103)

**Please note:** All products are "FOR RESEARCH USE ONLY. NOT FOR USE IN DIAGNOSTIC PROCEDURES"

### **Our Abpromise to you: Quality guaranteed and expert technical support**

---

- Replacement or refund for products not performing as stated on the datasheet
- Valid for 12 months from date of delivery
- Response to your inquiry within 24 hours
- We provide support in Chinese, English, French, German, Japanese and Spanish
- Extensive multi-media technical resources to help you
- We investigate all quality concerns to ensure our products perform to the highest standards

If the product does not perform as described on this datasheet, we will offer a refund or replacement. For full details of the Abpromise, please visit <https://www.abcam.cn/abpromise> or contact our technical team.

### **Terms and conditions**

---

- Guarantee only valid for products bought direct from Abcam or one of our authorized distributors