

Anti-Stanniocalcin 1/STC antibody [EPR6055] ab124891

重组 RabMAb

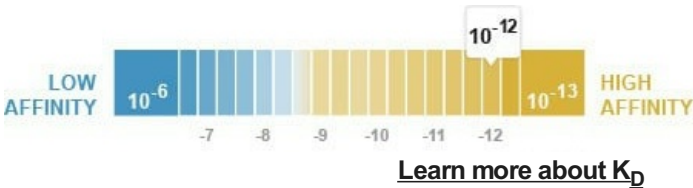
2 References 3 图像

概述

产品名称	Anti-Stanniocalcin 1/STC抗体[EPR6055]
描述	兔单克隆抗体[EPR6055] to Stanniocalcin 1/STC
宿主	Rabbit
经测试应用	适用于: WB 不适用于: ICC/IF or IHC-P
种属反应性	与反应: Human 不与反应: Mouse, Rat
免疫原	Synthetic peptide within Human Stanniocalcin 1/STC aa 200-300 (C terminal). The exact sequence is proprietary.
阳性对照	Human Prostate, Ovary cancer and Plasma lysates.
常规说明	<p>This product is a recombinant monoclonal antibody, which offers several advantages including:</p> <ul style="list-style-type: none">- High batch-to-batch consistency and reproducibility- Improved sensitivity and specificity- Long-term security of supply- Animal-free production <p>For more information see here.</p> <p>Our RabMAb[®] technology is a patented hybridoma-based technology for making rabbit monoclonal antibodies. For details on our patents, please refer to RabMAb[®] patents.</p>

性能

形式	Liquid
存放说明	Shipped at 4°C. Store at -20°C. Stable for 12 months at -20°C.
解离常数 (K _D)	K _D = 2.10 x 10 ⁻¹² M



存储溶液	pH: 7.2
------	---------

纯度

克隆

克隆编号

同种型

应用

The Abpromise guarantee

“应用说明”部分 下显示的仅为推荐

应用	Ab评论	说明
WB		1/1000 - 1/10000. Detects a band of approximately 31-35 kDa (predicted molecular weight: 28 kDa).

应用说明

靶标

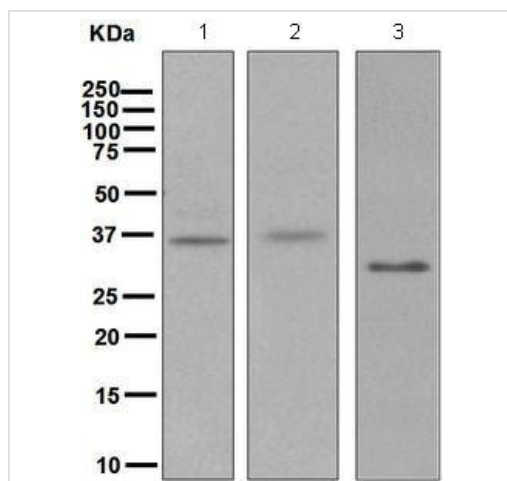
功能

组织特异性

序列相似性

细胞定位

图片



Western blot - Anti-Stanniocalcin 1/STC antibody
[EPR6055] (ab124891)

All lanes : Anti-Stanniocalcin 1/STC antibody [EPR6055]
(ab124891) at 1/1000 dilution

Lane 1 : Human Prostate lysate

Lane 2 : Human Ovary cancer lysate

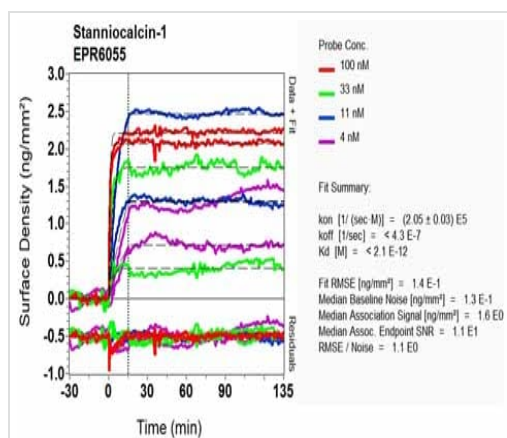
Lane 3 : Human Plasma lysate

Lysates/proteins at 10 µg per lane.

Secondary

All lanes : Goat anti-Rabbit HRP at 1/2000 dilution

Predicted band size: 28 kDa



OI-RD Scanning - Anti-Stanniocalcin 1/STC antibody
[EPR6055] (ab124891)

Equilibrium dissociation constant (K_D)

Learn more about K_D

[Click here to learn more about \$K_D\$](#)

Why choose a recombinant antibody?



Research with confidence
Consistent and reproducible results



Long-term and scalable supply
Recombinant technology



Success from the first experiment
Confirmed specificity



Ethical standards compliant
Animal-free production

Anti-Stanniocalcin 1/STC antibody [EPR6055]
(ab124891)

Please note: All products are "FOR RESEARCH USE ONLY. NOT FOR USE IN DIAGNOSTIC PROCEDURES"

Our Abpromise to you: Quality guaranteed and expert technical support

- Replacement or refund for products not performing as stated on the datasheet
- Valid for 12 months from date of delivery
- Response to your inquiry within 24 hours

- We provide support in Chinese, English, French, German, Japanese and Spanish
- Extensive multi-media technical resources to help you
- We investigate all quality concerns to ensure our products perform to the highest standards

If the product does not perform as described on this datasheet, we will offer a refund or replacement. For full details of the Abpromise, please visit <https://www.abcam.cn/abpromise> or contact our technical team.

Terms and conditions

- Guarantee only valid for products bought direct from Abcam or one of our authorized distributors