



Anti-SSH2 antibody ab118079

1 图像

概述	
产品名称	Anti-SSH2抗体
描述	兔多克隆抗体to SSH2
宿主	Rabbit
经测试应用	适用于: WB
种属反应性	与反应: Human
免疫原	Recombinant full length protein corresponding to Human SSH2 aa 1-200. Database link: AAH11636.2 <div> Run BLAST with  Run BLAST with</div>
阳性对照	SSH2 transfected 293T cell lysate
常规说明	<p>The Life Science industry has been in the grips of a reproducibility crisis for a number of years. Abcam is leading the way in addressing this with our range of recombinant monoclonal antibodies and knockout edited cell lines for gold-standard validation. Please check that this product meets your needs before purchasing.</p> <p>If you have any questions, special requirements or concerns, please send us an inquiry and/or contact our Support team ahead of purchase. Recommended alternatives for this product can be found below, along with publications, customer reviews and Q&As</p>
性能	
形式	Liquid
存放说明	Shipped at 4°C. Upon delivery aliquot. Store at -20°C or -80°C. Avoid freeze / thaw cycle.
存储溶液	Constituent: 100% PBS
纯度	Protein A purified
克隆	多克隆
同种型	IgG
应用	

The Abpromise guarantee **Abpromise™**承诺保证使用ab118079于以下的经测试应用


“应用说明”部分 下显示的仅为推荐的起始稀释度;实际最佳的稀释度/浓度应由使用者检定。

应用	Ab评论	说明
WB		1/1000. Predicted molecular weight: 158 kDa. Different isoforms of SSH2 may produce bands at a lower molecular weight to the predicted.

靶标

功能	Protein phosphatase which regulates actin filament dynamics. Dephosphorylates and activates the actin binding/depolymerizing factor cofilin, which subsequently binds to actin filaments and stimulates their disassembly. Inhibitory phosphorylation of cofilin is mediated by LIMK1, which may also be dephosphorylated and inactivated by this protein.
序列相似性	Belongs to the protein-tyrosine phosphatase family. Contains 1 tyrosine-protein phosphatase domain.
细胞定位	Cytoplasm > cytoskeleton.

图片



All lanes : Anti-SSH2 antibody (ab118079)

Lane 1 : SSH2 transfected 293T cell lysate(19.90 KDa)

Lane 2 : Non-transfected 293T cell lysate.

Predicted band size: 158 kDa

Observed band size: 20 kDa

Please note: All products are "FOR RESEARCH USE ONLY. NOT FOR USE IN DIAGNOSTIC PROCEDURES"

Our Abpromise to you: Quality guaranteed and expert technical support

- Replacement or refund for products not performing as stated on the datasheet
- Valid for 12 months from date of delivery
- Response to your inquiry within 24 hours
- We provide support in Chinese, English, French, German, Japanese and Spanish
- Extensive multi-media technical resources to help you
- We investigate all quality concerns to ensure our products perform to the highest standards

If the product does not perform as described on this datasheet, we will offer a refund or replacement. For full details of the Abpromise, please visit <https://www.abcam.cn/abpromise> or contact our technical team.

Terms and conditions

- Guarantee only valid for products bought direct from Abcam or one of our authorized distributors