

Anti-SRRM2 antibody ab122719

★★★★★ [2 Abreviews](#) [3 References](#) [5 图像](#)

概述

产品名称	Anti-SRRM2抗体
描述	兔多克隆抗体to SRRM2
宿主	Rabbit
经测试应用	适用于: ICC, IHC-P
种属反应性	与反应: Human
免疫原	Recombinant Protein Epitope Signature Tag antigen, corresponding to amino acids 1098 - 1203 of Human SRRM2 Isoforms 1 and 2 (Q9UQ35). Note: this sequence is missing in Isoform 3.
阳性对照	ICC: Human cell line U-2 OS; IHC-P: Human small intestine, endometrium, cerebral cortex, and skin tissues.
常规说明	<p>The Life Science industry has been in the grips of a reproducibility crisis for a number of years. Abcam is leading the way in addressing this with our range of recombinant monoclonal antibodies and knockout edited cell lines for gold-standard validation. Please check that this product meets your needs before purchasing.</p> <p>If you have any questions, special requirements or concerns, please send us an inquiry and/or contact our Support team ahead of purchase. Recommended alternatives for this product can be found below, along with publications, customer reviews and Q&As</p>

性能

形式	Liquid
存放说明	Shipped at 4°C. Upon delivery aliquot and store at -20°C. Avoid freeze / thaw cycles.
存储溶液	<p>pH: 7.20</p> <p>Preservative: 0.02% Sodium azide</p> <p>Constituents: 40% Glycerol (glycerin, glycerine), 59% PBS</p>
纯度	Immunogen affinity purified
克隆	多克隆
同种型	IgG

应用

The Abpromise guarantee

Abpromise™承诺保证使用ab122719于以下的经测试应用

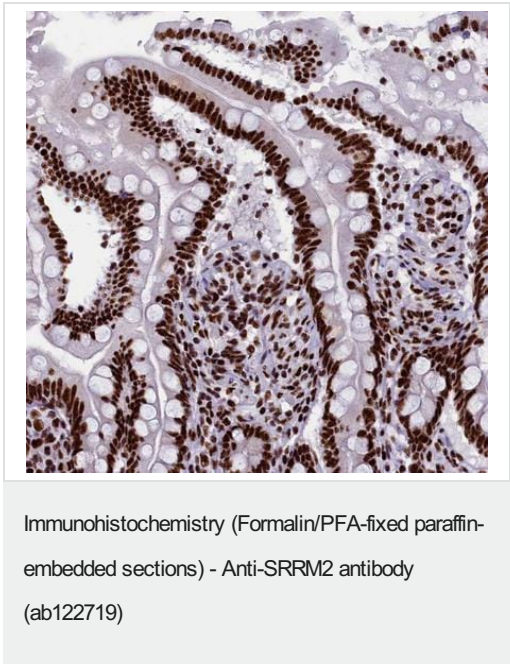
“应用说明”部分 下显示的仅为推荐的起始稀释度;实际最佳的稀释度/浓度应由使用者检定。

应用	Ab评论	说明
ICC		Use a concentration of 0.25 - 2 µg/ml.
IHC-P	★★★★★ (1)	1/500 - 1/1000. Perform heat mediated antigen retrieval with citrate buffer pH 6 before commencing with IHC staining protocol.

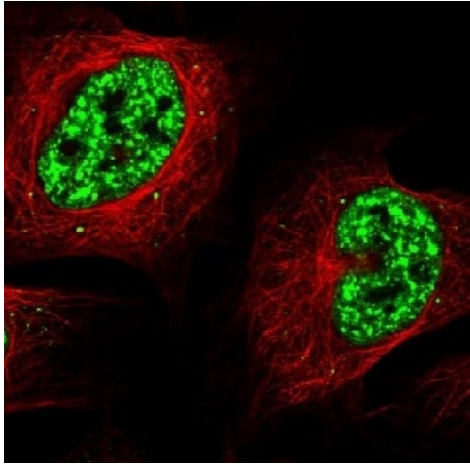
靶标

功能	Involved in pre-mRNA splicing. May function at or prior to the first catalytic step of splicing at the catalytic center of the spliceosome. May do so by stabilizing the catalytic center or the position of the RNA substrate (By similarity). Binds to RNA.
组织特异性	Expressed in liver, placenta, and white blood cells.
序列相似性	Belongs to the CWC21 family.
翻译后修饰	Phosphorylated upon DNA damage, probably by ATM or ATR.
细胞定位	Nucleus speckle.

图片

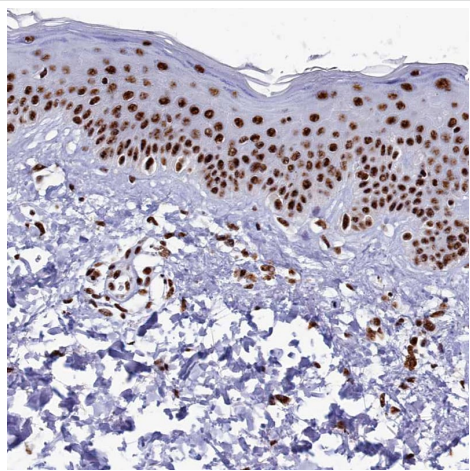


Immunohistochemistry analysis of human small intestine tissue with ab122719 at 1/1000. Heat mediated antigen retrieval performed at pH 6.



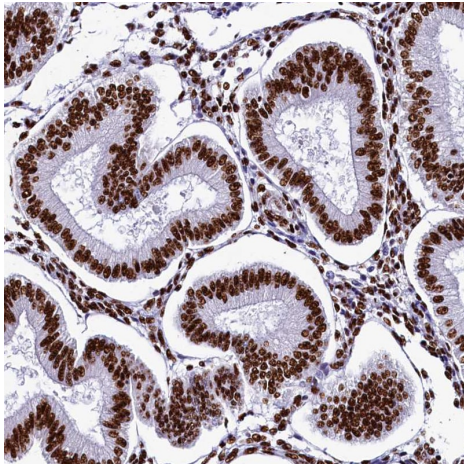
Immunocytochemistry - Anti-SRRM2 antibody
(ab122719)

ab122719, at 4 µg/ml, staining SRRM2 in Human cell line U-2 OS by Immunofluorescence.



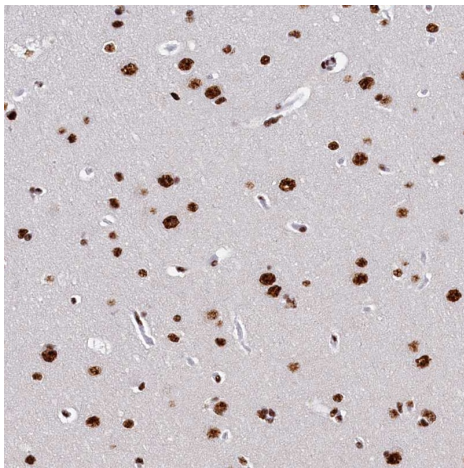
Immunohistochemistry (Formalin/PFA-fixed paraffin-embedded sections) - Anti-SRRM2 antibody
(ab122719)

Immunohistochemistry analysis of human skin tissue with ab122719 at 1/1000. Heat mediated antigen retrieval performed at pH 6.



Immunohistochemistry analysis of human endometrium tissue with ab122719 at 1/1000. Heat mediated antigen retrieval performed at pH 6.

Immunohistochemistry (Formalin/PFA-fixed paraffin-embedded sections) - Anti-SRRM2 antibody (ab122719)



Immunohistochemistry analysis of human cerebral cortex tissue with ab122719 at 1/1000. Heat mediated antigen retrieval performed at pH 6.

Immunohistochemistry (Formalin/PFA-fixed paraffin-embedded sections) - Anti-SRRM2 antibody (ab122719)

Please note: All products are "FOR RESEARCH USE ONLY. NOT FOR USE IN DIAGNOSTIC PROCEDURES"

Our Abpromise to you: Quality guaranteed and expert technical support

- Replacement or refund for products not performing as stated on the datasheet
- Valid for 12 months from date of delivery
- Response to your inquiry within 24 hours
- We provide support in Chinese, English, French, German, Japanese and Spanish
- Extensive multi-media technical resources to help you
- We investigate all quality concerns to ensure our products perform to the highest standards

If the product does not perform as described on this datasheet, we will offer a refund or replacement. For full details of the Abpromise, please visit <https://www.abcam.cn/abpromise> or contact our technical team.

Terms and conditions

- Guarantee only valid for products bought direct from Abcam or one of our authorized distributors