




# Anti-Sphingomyelin Synthase 1 antibody ab235057

## 2 图像

### 概述

产品名称	Anti-Sphingomyelin Synthase 1抗体
描述	兔多克隆抗体to Sphingomyelin Synthase 1
宿主	Rabbit
经测试应用	适用于: WB, IHC-P
种属反应性	与反应: Human 预测可用于: Mouse, Rat, Pig 
免疫原	Recombinant fragment corresponding to Human Sphingomyelin Synthase 1 aa 1-150. Database link: <a href="#">Q86VZ5</a>  <a href="#">Run BLAST with</a>  <a href="#">Run BLAST with</a>
阳性对照	WB: HeLa and HepG2 whole cell lysate ( <a href="#">ab7900</a> ). IHC-P: Human pancreatic tissue.
常规说明	<p>The Life Science industry has been in the grips of a reproducibility crisis for a number of years. Abcam is leading the way in addressing this with our range of recombinant monoclonal antibodies and knockout edited cell lines for gold-standard validation. Please check that this product meets your needs before purchasing.</p> <p>If you have any questions, special requirements or concerns, please send us an inquiry and/or contact our Support team ahead of purchase. Recommended alternatives for this product can be found below, along with publications, customer reviews and Q&amp;As</p>

### 性能

形式	Liquid
存放说明	Shipped at 4°C. Store at +4°C short term (1-2 weeks). Upon delivery aliquot. Store at -20°C long term. Avoid freeze / thaw cycle.
存储溶液	pH: 7.40 Preservative: 0.03% Proclin 300 Constituents: PBS, 50% Glycerol (glycerin, glycerine)
纯度	Protein G purified
纯化说明	>95%.
克隆	多克隆
同种型	IgG

应用

**The Abpromise guarantee**      **Abpromise™**承诺保证使用ab235057于以下的经测试应用

“应用说明”部分 下显示的仅为推荐的起始稀释度;实际最佳的稀释度/浓度应由使用者检定。

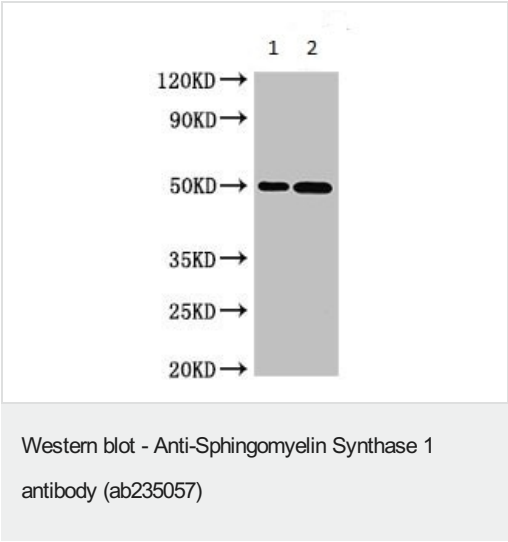
应用	Ab评论	说明
WB		1/500 - 1/5000. Predicted molecular weight: 49 kDa.
IHC-P		1/200 - 1/500.

靶标

**相关性**      Sphingomyelin synthase 1 is a bidirectional lipid cholinephosphotransferase capable of converting phosphatidylcholine and ceramide to sphingomyelin (SM) and diacylglycerol (DAG) and vice versa. Sphingomyelin synthase 1 is required for cell growth and is also capable of suppressing BAX-mediated apoptosis and preventing cell death in response to stimuli such as hydrogen peroxide, osmotic stress, elevated temperature and exogenously supplied sphingolipids. It may protect against cell death by reversing the stress-inducible increase in levels of proapoptotic ceramide.

**细胞定位**      Golgi Apparatus. Multi-pass membrane protein

图片



**All lanes :** Anti-Sphingomyelin Synthase 1 antibody (ab235057) at 1/500 dilution

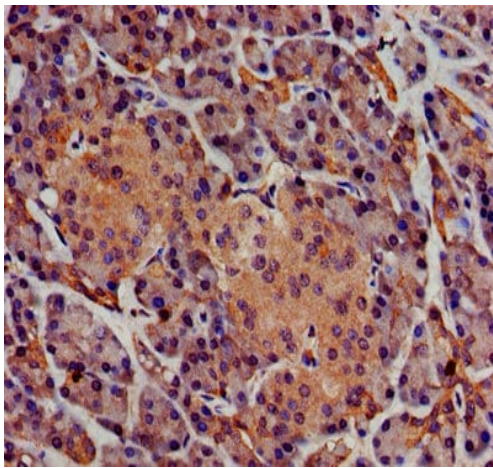
**Lane 1 :** HeLa (human epithelial cell line from cervix adenocarcinoma) cell lysate

**Lane 2 :** HepG2 (human liver hepatocellular carcinoma cell line) cell lysate

**Secondary**

**All lanes :** Goat polyclonal to rabbit IgG at 1/50000 dilution

**Predicted band size:** 49 kDa



Immunohistochemistry (Formalin/PFA-fixed paraffin-embedded sections) - Anti-Sphingomyelin Synthase 1 antibody (ab235057)

Paraffin-embedded human pancreatic tissue stained for Sphingomyelin Synthase 1 using ab235057 at 1/400 dilution in immunohistochemical analysis.

After dewaxing and hydration, antigen retrieval was mediated by high pressure in a citrate buffer (pH 6.0). Section was blocked with 10% normal goat serum for 30 minutes at room temperature. Primary antibody (1% BSA) was incubated at 4°C overnight. The primary antibody was detected by a biotinylated secondary antibody and visualized using a HRP conjugated SP system.

**Please note:** All products are "FOR RESEARCH USE ONLY. NOT FOR USE IN DIAGNOSTIC PROCEDURES"

### Our Abpromise to you: Quality guaranteed and expert technical support

---

- Replacement or refund for products not performing as stated on the datasheet
- Valid for 12 months from date of delivery
- Response to your inquiry within 24 hours
- We provide support in Chinese, English, French, German, Japanese and Spanish
- Extensive multi-media technical resources to help you
- We investigate all quality concerns to ensure our products perform to the highest standards

If the product does not perform as described on this datasheet, we will offer a refund or replacement. For full details of the Abpromise, please visit <https://www.abcam.cn/abpromise> or contact our technical team.

### Terms and conditions

---

- Guarantee only valid for products bought direct from Abcam or one of our authorized distributors