


Anti-Spartan antibody ab121853

2 图像

概述

产品名称	Anti-Spartan抗体
描述	兔多克隆抗体to Spartan
宿主	Rabbit
经测试应用	适用于: ICC/IF, IHC-P
种属反应性	与反应: Human
免疫原	Recombinant fragment corresponding to Human Spartan aa 323-403 (internal sequence). Sequence: SHQNVLSNYFPRVSFANQKAFRGVNGSPRISVTVGNI PKNSV SSSSQRRV SSSKISLRNSSKVTESASVMPSQDVSGSEDT <div>  Run BLAST with  Run BLAST with </div>
阳性对照	Human cerebellum tissue.
常规说明	<p>The Life Science industry has been in the grips of a reproducibility crisis for a number of years. Abcam is leading the way in addressing this with our range of recombinant monoclonal antibodies and knockout edited cell lines for gold-standard validation. Please check that this product meets your needs before purchasing.</p> <p>If you have any questions, special requirements or concerns, please send us an inquiry and/or contact our Support team ahead of purchase. Recommended alternatives for this product can be found below, along with publications, customer reviews and Q&As</p>

性能

形式	Liquid
存放说明	Shipped at 4°C. Upon delivery aliquot and store at -20°C. Avoid freeze / thaw cycles.
存储溶液	pH: 7.20 Preservative: 0.02% Sodium azide Constituents: 59% PBS, 40% Glycerol (glycerin, glycerine)
纯度	Immunogen affinity purified
克隆	多克隆
同种型	IgG

应用

The Abpromise guarantee

Abpromise™承诺保证使用ab121853于以下的经测试应用

“应用说明”部分 下显示的仅为推荐的起始稀释度;实际最佳的稀释度/浓度应由使用者检定。

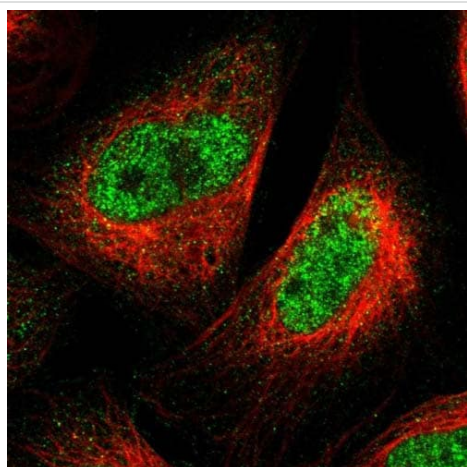
应用	Ab评论	说明
ICC/IF		Use a concentration of 0.25 - 2 µg/ml.
IHC-P		1/200 - 1/500. Perform heat mediated antigen retrieval with citrate buffer pH 6 before commencing with IHC staining protocol.

靶标

序列相似性

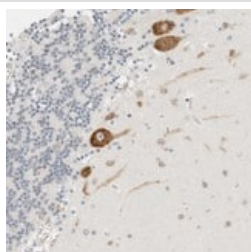
Contains 1 UBZ-type zinc finger.

图片



Immunocytochemistry/ Immunofluorescence - Anti-Spartan antibody (ab121853)

Immunofluorescent staining of Human cell line U-2 OS shows positivity in nucleus but not nucleoli. Recommended concentration of ab121853 1-4 µg/ml. Cells treated with PFA/Triton X-100.



Immunohistochemistry (Formalin/PFA-fixed paraffin-embedded sections) - Anti-Spartan antibody (ab121853)

ab121853, at a 1/325 dilution, staining Spartan in Purkinje cells of paraffin-embedded Human cerebellum tissue by Immunohistochemistry.

Our Abpromise to you: Quality guaranteed and expert technical support

- Replacement or refund for products not performing as stated on the datasheet
- Valid for 12 months from date of delivery
- Response to your inquiry within 24 hours

- We provide support in Chinese, English, French, German, Japanese and Spanish
- Extensive multi-media technical resources to help you
- We investigate all quality concerns to ensure our products perform to the highest standards

If the product does not perform as described on this datasheet, we will offer a refund or replacement. For full details of the Abpromise, please visit <https://www.abcam.cn/abpromise> or contact our technical team.

Terms and conditions

- Guarantee only valid for products bought direct from Abcam or one of our authorized distributors