

Anti-SPAG17 antibody ab122008

4 图像

概述	
产品名称	Anti-SPAG17抗体
描述	兔多克隆抗体to SPAG17
宿主	Rabbit
经测试应用	适用于: IHC-P
种属反应性	与反应: Human
免疫原	Recombinant Protein Epitope Signature Tag, corresponding to amino acids 1413 - 1514 of Human SPAG17
阳性对照	IHC-P: Human fallopian tube and testis tissues.
常规说明	<p>The Life Science industry has been in the grips of a reproducibility crisis for a number of years. Abcam is leading the way in addressing this with our range of recombinant monoclonal antibodies and knockout edited cell lines for gold-standard validation. Please check that this product meets your needs before purchasing.</p> <p>If you have any questions, special requirements or concerns, please send us an inquiry and/or contact our Support team ahead of purchase. Recommended alternatives for this product can be found below, along with publications, customer reviews and Q&As</p>
性能	
形式	Liquid
存放说明	Shipped at 4°C. Upon delivery aliquot and store at -20°C. Avoid freeze / thaw cycles.
存储溶液	pH: 7.20 Preservative: 0.02% Sodium azide Constituents: 59% PBS, 40% Glycerol (glycerin, glycerine)
纯度	Immunogen affinity purified
克隆	多克隆
同种型	IgG
应用	

“应用说明”部分 下显示的仅为推荐的起始稀释度;实际最佳的稀释度/浓度应由使用者检定。

应用	Ab评论	说明
IHC-P		1/20 - 1/50. Perform heat mediated antigen retrieval with citrate buffer pH 6 before commencing with IHC staining protocol.

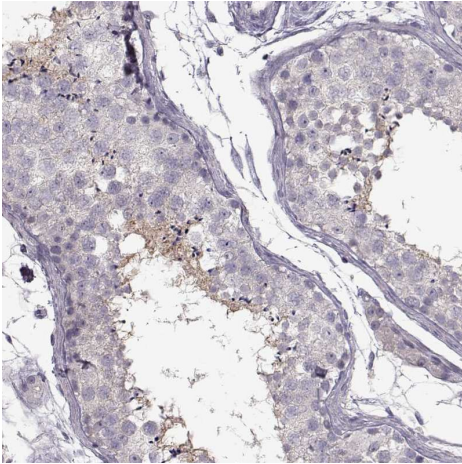
靶标

功能	Seems to be important for the structural integrity of the central apparatus of the sperm axoneme.
组织特异性	Highly expressed in testis. Expressed in organs that contain cilia-bearing cells including brain, oviduct, lung, and uterus.
细胞定位	Cytoplasm. Cytoplasm > cytoskeleton > flagellum axoneme. Detected in the cytoplasm of round spermatids and in condensing spermatids. Localized to the central pair of the sperm flagellar axoneme. Colocalizes with SPAG6 on microtubules.

图片

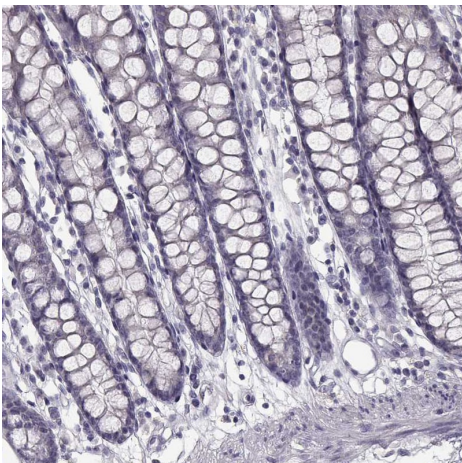


Immunohistochemistry (Formalin/PFA-fixed paraffin-embedded sections) analysis of human fallopian tube tissue labelling SPAG17 with ab122008 at 1/20 dilution. Heat mediated antigen retrieval performed with citrate buffer pH 6 before commencing with IHC staining protocol.



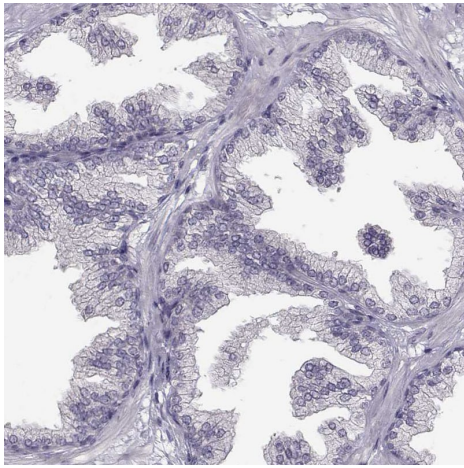
Immunohistochemistry (Formalin/PFA-fixed paraffin-embedded sections) - Anti-SPAG17 antibody (ab122008)

Immunohistochemistry (Formalin/PFA-fixed paraffin-embedded sections) analysis of human testis tissue labelling SPAG17 with ab122008 at 1/20 dilution. Heat mediated antigen retrieval performed with citrate buffer pH 6 before commencing with IHC staining protocol.



Immunohistochemistry (Formalin/PFA-fixed paraffin-embedded sections) - Anti-SPAG17 antibody (ab122008)

Immunohistochemistry (Formalin/PFA-fixed paraffin-embedded sections) analysis of human colon tissue labelling SPAG17 with ab122008 at 1/20 dilution. Heat mediated antigen retrieval performed with citrate buffer pH 6 before commencing with IHC staining protocol.



Immunohistochemistry (Formalin/PFA-fixed paraffin-embedded sections) - Anti-SPAG17 antibody (ab122008)

Immunohistochemistry (Formalin/PFA-fixed paraffin-embedded sections) analysis of human prostate tissue labelling SPAG17 with ab122008 at 1/20 dilution. Heat mediated antigen retrieval performed with citrate buffer pH 6 before commencing with IHC staining protocol.

Please note: All products are "FOR RESEARCH USE ONLY. NOT FOR USE IN DIAGNOSTIC PROCEDURES"

Our Abpromise to you: Quality guaranteed and expert technical support

- Replacement or refund for products not performing as stated on the datasheet
- Valid for 12 months from date of delivery
- Response to your inquiry within 24 hours
- We provide support in Chinese, English, French, German, Japanese and Spanish
- Extensive multi-media technical resources to help you
- We investigate all quality concerns to ensure our products perform to the highest standards

If the product does not perform as described on this datasheet, we will offer a refund or replacement. For full details of the Abpromise, please visit <https://www.abcam.cn/abpromise> or contact our technical team.

Terms and conditions

- Guarantee only valid for products bought direct from Abcam or one of our authorized distributors