

Anti-SOX9 (phospho S181) antibody ab59252

★★★★★ [3 Abreviews](#) [20 References](#) [3 图像](#)

概述

产品名称	Anti-SOX9 (phospho S181)抗体
描述	兔多克隆抗体to SOX9 (phospho S181)
宿主	Rabbit
经测试应用	适用于: IHC-P, WB
种属反应性	与反应: Human
免疫原	Synthetic peptide corresponding to Human SOX9 aa 100-200 (phospho S181). (R-K-SP-V-K). Database link: P48436
常规说明	<p>The Life Science industry has been in the grips of a reproducibility crisis for a number of years. Abcam is leading the way in addressing this with our range of recombinant monoclonal antibodies and knockout edited cell lines for gold-standard validation. Please check that this product meets your needs before purchasing.</p> <p>If you have any questions, special requirements or concerns, please send us an inquiry and/or contact our Support team ahead of purchase. Recommended alternatives for this product can be found below, along with publications, customer reviews and Q&As</p>

性能

形式	Liquid
存放说明	Shipped at 4°C. Store at -20°C. Stable for 12 months at -20°C.
存储溶液	<p>pH: 7.40</p> <p>Preservative: 0.02% Sodium azide</p> <p>Constituents: PBS, 50% Glycerol, 0.87% Sodium chloride</p> <p>Without Mg+2 and Ca+2</p>
纯度	Immunogen affinity purified
纯化说明	Affinity-purified from rabbit antiserum by affinity-chromatography using epitope-specific phosphopeptide. The antibody against the non-phosphopeptide was removed by chromatography using non-phosphopeptide corresponding to the phosphorylation site.
克隆	多克隆
同种型	IgG

应用

The Abpromise guarantee

Abpromise™ 承诺保证使用 ab59252 于以下的经测试应用

“应用说明”部分 下显示的仅为推荐的起始稀释度；实际最佳的稀释度/浓度应由使用者检定。

应用	Ab 评论	说明
IHC-P		1/50 - 1/100.
WB	★★★★★ (2)	1/500 - 1/1000. Detects a band of approximately 56 kDa (predicted molecular weight: 56 kDa).

靶标

功能

Plays an important role in the normal skeletal development. May regulate the expression of other genes involved in chondrogenesis by acting as a transcription factor for these genes.

疾病相关

Defects in SOX9 are the cause of campomelic dysplasia (CMD1) [MIM:114290]. CMD1 is a rare, often lethal, dominantly inherited, congenital osteochondrodysplasia, associated with male-to-female autosomal sex reversal in two-thirds of the affected karyotypic males. A disease of the newborn characterized by congenital bowing and angulation of long bones, unusually small scapulae, deformed pelvis and spine and a missing pair of ribs. Craniofacial defects such as cleft palate, micrognathia, flat face and hypertelorism are common. Various defects of the ear are often evident, affecting the cochlea, malleus incus, stapes and tympanum. Most patients die soon after birth due to respiratory distress which has been attributed to hypoplasia of the tracheobronchial cartilage and small thoracic cage.

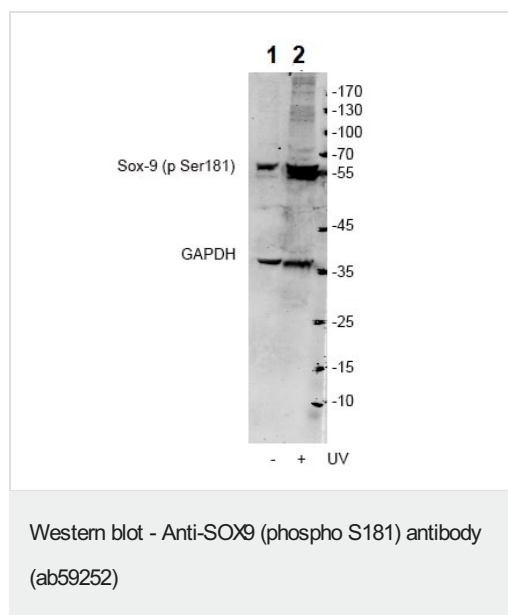
序列相似性

Contains 1 HMG box DNA-binding domain.

细胞定位

Nucleus.

图片



All lanes : Anti-SOX9 (phospho S181) antibody (ab59252) at 1/5000 dilution

Lane 1 : HepG2 cell lysate

Lane 2 : HepG2 cell lysate treated with UV

Lysates/proteins at 50 µg per lane.

Secondary

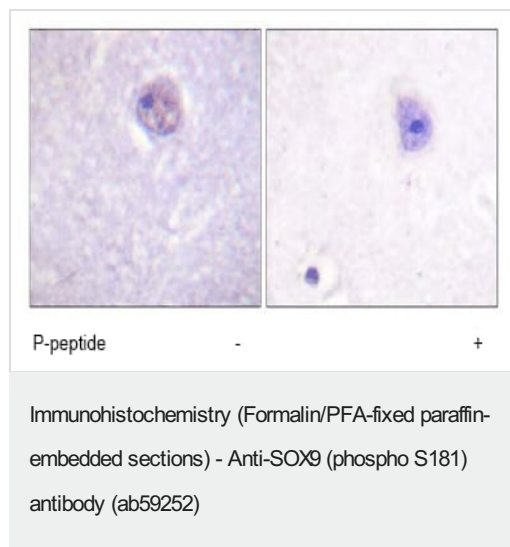
All lanes : Goat Anti-Rabbit IgG (H+L) HRP at 1/10000 dilution

Predicted band size: 56 kDa

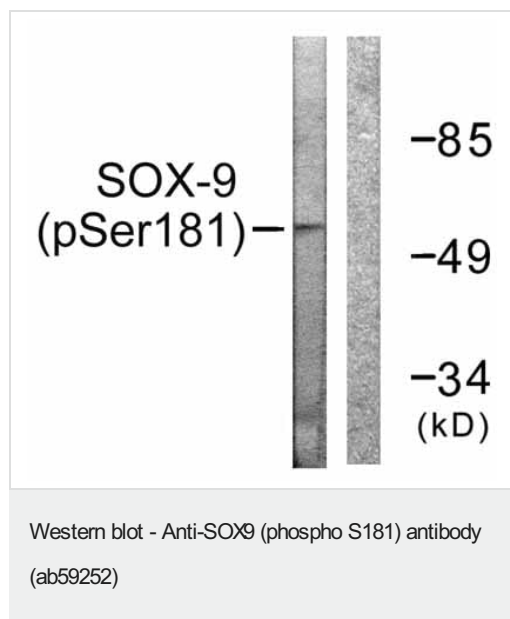
Loading control = GAPDH

10% SDS-PAGE

Primary incubation: 4°C overnight



ab59252 at 1/50 dilution staining SOX9 in human brain by Immunohistochemistry, Paraffin embedded tissue, in the absence or presence of the immunising peptide.



All lanes : Anti-SOX9 (phospho S181) antibody (ab59252) at 1/500 dilution

Lane 1 : 293 cell extracts treated with PBS (60mins)

Lane 2 : 293 cell extracts treated with PBS (60mins) with immunizing phospho-peptide

Predicted band size: 56 kDa

Observed band size: 56 kDa

Please note: All products are "FOR RESEARCH USE ONLY. NOT FOR USE IN DIAGNOSTIC PROCEDURES"

Our Abpromise to you: Quality guaranteed and expert technical support

- Replacement or refund for products not performing as stated on the datasheet
- Valid for 12 months from date of delivery
- Response to your inquiry within 24 hours
- We provide support in Chinese, English, French, German, Japanese and Spanish
- Extensive multi-media technical resources to help you

- We investigate all quality concerns to ensure our products perform to the highest standards

If the product does not perform as described on this datasheet, we will offer a refund or replacement. For full details of the Abpromise, please visit <https://www.abcam.cn/abpromise> or contact our technical team.

Terms and conditions

- Guarantee only valid for products bought direct from Abcam or one of our authorized distributors