




Anti-SOX7 antibody ab220293

★★★★☆ [4 Abreviews](#) [3 References](#) [5 图像](#)

概述

| | |
|-------|---|
| 产品名称 | Anti-SOX7抗体 |
| 描述 | 兔多克隆抗体to SOX7 |
| 宿主 | Rabbit |
| 经测试应用 | 适用于: WB, IHC-P |
| 种属反应性 | 与反应: Human 预测可用于: Mouse, Rat  |
| 免疫原 | Recombinant fragment corresponding to Human SOX7 aa 200 to the C-terminus. Database link: Q9BT81  Run BLAST with  Run BLAST with |
| 阳性对照 | IHC: Human testis, prostate, placenta and liver tissue. WB: PC-3 cell lysate. |
| 常规说明 | <p>The Life Science industry has been in the grips of a reproducibility crisis for a number of years. Abcam is leading the way in addressing this with our range of recombinant monoclonal antibodies and knockout edited cell lines for gold-standard validation. Please check that this product meets your needs before purchasing.</p> <p>If you have any questions, special requirements or concerns, please send us an inquiry and/or contact our Support team ahead of purchase. Recommended alternatives for this product can be found below, along with publications, customer reviews and Q&As</p> |

性能

| | |
|------|---|
| 形式 | Liquid |
| 存放说明 | Shipped at 4°C. Store at +4°C short term (1-2 weeks). Upon delivery aliquot. Store at -20°C long term. Avoid freeze / thaw cycle. |
| 存储溶液 | pH: 7.20 Preservative: 0.02% Sodium azide Constituents: 59% PBS, 40% Glycerol |
| 纯度 | Immunogen affinity purified |
| 克隆 | 多克隆 |
| 同种型 | IgG |

应用

The Abpromise guarantee **Abpromise™**承诺保证使用ab220293于以下的经测试应用

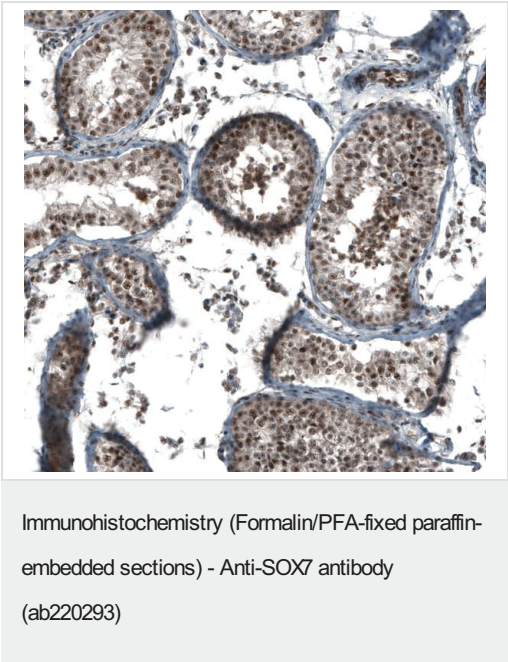
“应用说明”部分 下显示的仅为推荐的起始稀释度;实际最佳的稀释度/浓度应由使用者检定。

| 应用 | Ab评论 | 说明 |
|-------|-----------|---|
| WB | ★★★★★ (2) | Use a concentration of 0.04 - 0.4 µg/ml. Predicted molecular weight: 42 kDa. |
| IHC-P | ★★★★★ (2) | 1/20 - 1/50. Perform heat mediated antigen retrieval with citrate buffer pH 6 before commencing with IHC staining protocol. |

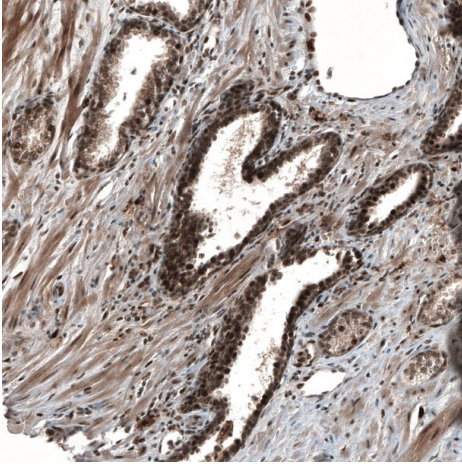
靶标

| | |
|-------|---|
| 功能 | Transcriptional repressor. Binds to the DNA sequence 5'-AACAAAT-3'. |
| 序列相似性 | Contains 1 HMG box DNA-binding domain. Contains 1 Sox C-terminal domain. |
| 细胞定位 | Nucleus. |

图片

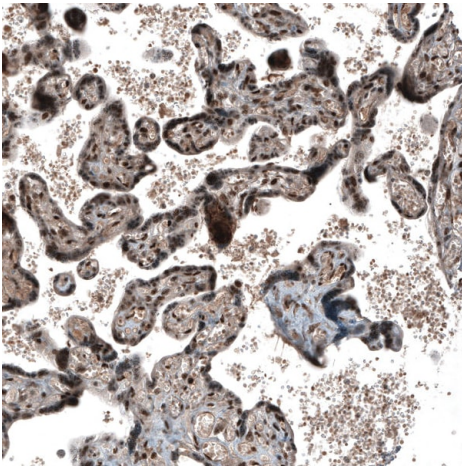


Immunohistochemical analysis of paraffin-embedded human testis tissue labeling SOX7 with ab220293 at 1/20 dilution.



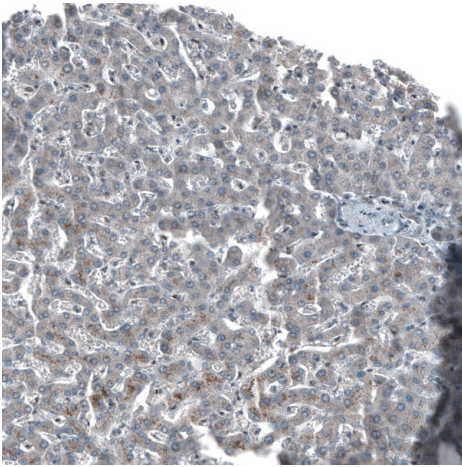
Immunohistochemical analysis of paraffin-embedded human prostate tissue labeling SOX7 with ab220293 at 1/20 dilution.

Immunohistochemistry (Formalin/PFA-fixed paraffin-embedded sections) - Anti-SOX7 antibody (ab220293)



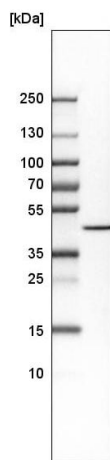
Immunohistochemical analysis of paraffin-embedded human placenta tissue labeling SOX7 with ab220293 at 1/20 dilution.

Immunohistochemistry (Formalin/PFA-fixed paraffin-embedded sections) - Anti-SOX7 antibody (ab220293)



Immunohistochemical analysis of paraffin-embedded human liver tissue labeling SOX7 with ab220293 at 1/20 dilution.

Immunohistochemistry (Formalin/PFA-fixed paraffin-embedded sections) - Anti-SOX7 antibody (ab220293)



Anti-SOX7 antibody (ab220293) at 1/100 dilution + PC-3 cell lysate

Predicted band size: 42 kDa

Western blot - Anti-SOX7 antibody (ab220293)

Please note: All products are "FOR RESEARCH USE ONLY. NOT FOR USE IN DIAGNOSTIC PROCEDURES"

Our Abpromise to you: Quality guaranteed and expert technical support

- Replacement or refund for products not performing as stated on the datasheet
- Valid for 12 months from date of delivery
- Response to your inquiry within 24 hours
- We provide support in Chinese, English, French, German, Japanese and Spanish

- Extensive multi-media technical resources to help you
- We investigate all quality concerns to ensure our products perform to the highest standards

If the product does not perform as described on this datasheet, we will offer a refund or replacement. For full details of the Abpromise, please visit <https://www.abcam.cn/abpromise> or contact our technical team.

Terms and conditions

- Guarantee only valid for products bought direct from Abcam or one of our authorized distributors