


### Anti-SOX6 antibody ab30455

★★★★★ [16 Abreviews](#) [56 References](#) [2 图像](#)

#### 概述

产品名称	Anti-SOX6抗体
描述	兔多克隆抗体to SOX6
宿主	Rabbit
经测试应用	适用于: IHC-P, IHC (PFA fixed)
种属反应性	与反应: Mouse 预测可用于: Rat, Human 
免疫原	Synthetic peptide conjugated to KLH derived from within residues 800 to the C-terminus of Mouse SOX6.参阅Abcam的专有抗源政策(Peptide available as <a href="#">ab30530</a> .)
常规说明	<p>The Life Science industry has been in the grips of a reproducibility crisis for a number of years. Abcam is leading the way in addressing this with our range of recombinant monoclonal antibodies and knockout edited cell lines for gold-standard validation. Please check that this product meets your needs before purchasing.</p> <p>If you have any questions, special requirements or concerns, please send us an inquiry and/or contact our Support team ahead of purchase. Recommended alternatives for this product can be found below, along with publications, customer reviews and Q&amp;As</p>

#### 性能

形式	Liquid
存放说明	Shipped at 4°C. Store at +4°C short term (1-2 weeks). Upon delivery aliquot. Store at -20°C or -80°C. Avoid freeze / thaw cycle.
存储溶液	<p>pH: 7.40</p> <p>Preservative: 0.02% Sodium azide</p> <p>Constituent: PBS</p> <p>Batches of this product that have a concentration &lt; 1mg/ml may have BSA added as a stabilising agent. If you would like information about the formulation of a specific lot, please contact our scientific support team who will be happy to help.</p>
纯度	Immunogen affinity purified
克隆	多克隆
同种型	IgG

## 应用

**The Abpromise guarantee**      **Abpromise™**承诺保证使用ab30455于以下的经测试应用

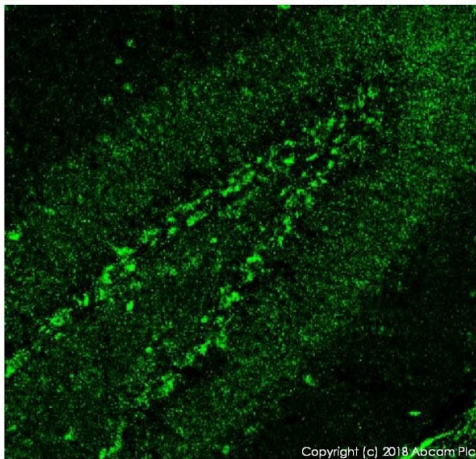
“应用说明”部分 下显示的仅为推荐的起始稀释度;实际最佳的稀释度/浓度应由使用者检定。

应用	Ab评论	说明
IHC-P		1/500 - 1/1000. Antigen retrieval is not essential but may optimise staining.
IHC (PFA fixed)		Use at an assay dependent concentration.

## 靶标

功能	Transcriptional activator. Binds specifically to the DNA sequence 5'-AACAAAT-3'. Plays a key role in several developmental processes, including neurogenesis and skeleton formation.
组织特异性	Expressed in a wide variety of tissues, most abundantly in skeletal muscle.
序列相似性	Contains 1 HMG box DNA-binding domain.
翻译后修饰	Sumoylation inhibits the transcriptional activity.
细胞定位	Nucleus.

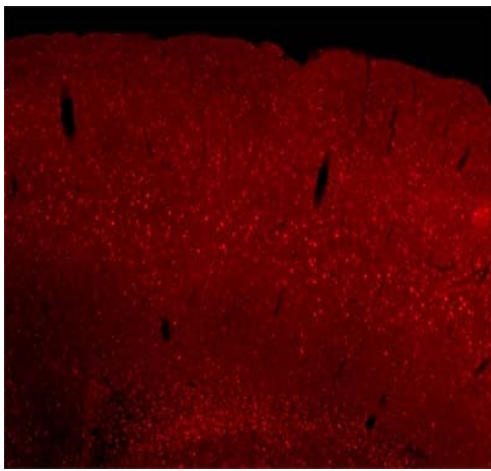
## 图片



IHC (PFA-fixed) image of SOX6 (ab30455) on sections of P18 mouse dentate gyrus. The mice were perfusion fixed with 4% PFA and then post-fixed in 4% PFA for a few hours. The blocks were prepared in agarose/sucrose and cut using a vibratome (50  $\mu$ m). The sections were permeabilized with 1% Triton X-100 for 30 mins and blocked with 10% FBS for 2 hours at room temperature, then incubated overnight at 4°C with the primary antibody. The primary antibody was used at a 1/100 dilution and detected with donkey anti-rabbit 488 secondary at 1/1000 dilution.

Immunohistochemistry (PFA fixed) - Anti-SOX6 antibody (ab30455)

This image is courtesy of Aixa Morales, Cajal Institute, Madrid



Immunohistochemistry (Formalin/PFA-fixed paraffin-embedded sections) - Anti-SOX6 antibody (ab30455)

This image is courtesy of Eiman Azim, Deb Schuback and Jeff Macklis, Massachusetts General Hospital - Harvard Medical School Center for Nervous System Repair

ab30455 staining Sox6 in post-natal mouse brain sections. PFA-fixed post-natal mouse brain sections were incubated for 30 minutes in blocking solution followed by an overnight incubation with ab30455 (1/500) at 4°C. No staining was observed in sections obtained from Sox6 knockout mice.

**Please note:** All products are "FOR RESEARCH USE ONLY. NOT FOR USE IN DIAGNOSTIC PROCEDURES"

### Our Abpromise to you: Quality guaranteed and expert technical support

---

- Replacement or refund for products not performing as stated on the datasheet
- Valid for 12 months from date of delivery
- Response to your inquiry within 24 hours
- We provide support in Chinese, English, French, German, Japanese and Spanish
- Extensive multi-media technical resources to help you
- We investigate all quality concerns to ensure our products perform to the highest standards

If the product does not perform as described on this datasheet, we will offer a refund or replacement. For full details of the Abpromise, please visit <https://www.abcam.cn/abpromise> or contact our technical team.

### Terms and conditions

---

- Guarantee only valid for products bought direct from Abcam or one of our authorized distributors