




### Anti-SNX16 antibody ab113885

#### 4 图像

#### 概述

<b>产品名称</b>	Anti-SNX16抗体
<b>描述</b>	山羊多克隆抗体to SNX16
<b>宿主</b>	Goat
<b>经测试应用</b>	<b>适用于:</b> WB, IHC-P
<b>种属反应性</b>	<b>与反应:</b> Human <b>预测可用于:</b> Mouse, Rat, Cow, Dog 
<b>免疫原</b>	Synthetic peptide ( ATPYVPVPMPIGN-C ) corresponding to N terminal amino acids 2-14 of Human SNX16. <a href="#"> Run BLAST with</a> <a href="#"> Run BLAST with</a>
<b>阳性对照</b>	Human breast, placenta and tonsil tissues; Daudi cell lysate
<b>常规说明</b>	<p>The Life Science industry has been in the grips of a reproducibility crisis for a number of years. Abcam is leading the way in addressing this with our range of recombinant monoclonal antibodies and knockout edited cell lines for gold-standard validation. Please check that this product meets your needs before purchasing.</p> <p>If you have any questions, special requirements or concerns, please send us an inquiry and/or contact our Support team ahead of purchase. Recommended alternatives for this product can be found below, along with publications, customer reviews and Q&amp;As</p>

#### 性能

<b>形式</b>	Liquid
<b>存放说明</b>	Shipped at 4°C. Upon delivery aliquot and store at -20°C. Avoid repeated freeze / thaw cycles.
<b>存储溶液</b>	pH: 7.3 Preservative: 0.02% Sodium azide Constituents: 99% Tris buffered saline, 0.5% BSA
<b>纯度</b>	Immunogen affinity purified
<b>克隆</b>	多克隆
<b>同种型</b>	IgG

## 应用

### The Abpromise guarantee

**Abpromise™** 承诺保证使用 ab113885 于以下的经测试应用

“应用说明”部分 下显示的仅为推荐的起始稀释度;实际最佳的稀释度/浓度应由使用者检定。

应用	Ab评论	说明
WB		Use a concentration of 0.05 - 0.2 µg/ml. Predicted molecular weight: 39 kDa.
IHC-P		Use a concentration of 3.75 µg/ml.

## 靶标

### 功能

May be involved in several stages of intracellular trafficking. Plays a role in protein transport from early to late endosomes. Plays a role in protein transport to the lysosome. Promotes degradation of EGFR after EGF signaling. Plays a role in intracellular transport of vesicular stomatitis virus nucleocapsids from the endosome to the cytoplasm.

### 组织特异性

Detected in placenta, lung, liver, heart and pancreas.

### 序列相似性

Belongs to the sorting nexin family.  
Contains 1 PX (phox homology) domain.


### 结构域

The PX domain mediates interaction with membranes enriched in phosphatidylinositol 3-phosphate.

### 细胞定位

Early endosome membrane. Late endosome membrane. Cytoplasm. Lysosome.

## 图片

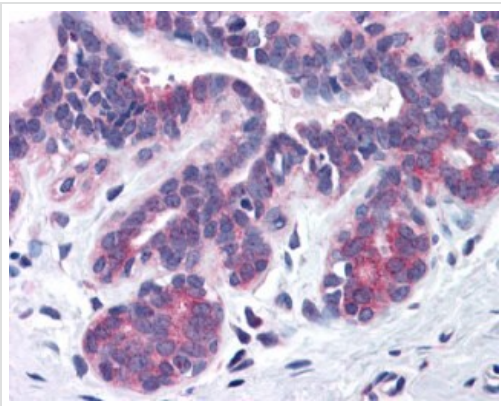


Anti-SNX16 antibody (ab113885) at 0.05 µg/ml + Daudi lysate (in RIPA buffer) at 35 µg

Developed using the ECL technique.

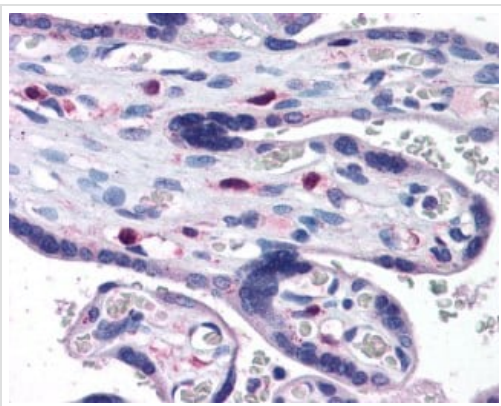
**Predicted band size:** 39 kDa

**Exposure time:** 1 hour



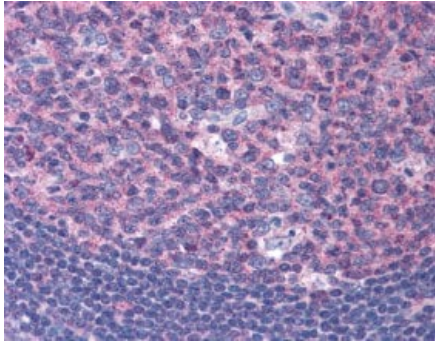
ab113885, at 3.75  $\mu\text{g/ml}$ , staining SNX16 in formalin fixed, paraffin embedded Human breast tissue by Immunohistochemistry.

Immunohistochemistry (Formalin/PFA-fixed paraffin-embedded sections) - Anti-SNX16 antibody (ab113885)



ab113885, at 3.75  $\mu\text{g/ml}$ , staining SNX16 in formalin fixed, paraffin embedded Human placenta tissue by Immunohistochemistry.

Immunohistochemistry (Formalin/PFA-fixed paraffin-embedded sections) - Anti-SNX16 antibody (ab113885)



ab113885, at 3.75 µg/ml, staining SNX16 in formalin fixed, paraffin embedded Human tonsil tissue by Immunohistochemistry.

Immunohistochemistry (Formalin/PFA-fixed paraffin-embedded sections) - Anti-SNX16 antibody (ab113885)

**Please note:** All products are "FOR RESEARCH USE ONLY. NOT FOR USE IN DIAGNOSTIC PROCEDURES"

### **Our Abpromise to you: Quality guaranteed and expert technical support**

---

- Replacement or refund for products not performing as stated on the datasheet
- Valid for 12 months from date of delivery
- Response to your inquiry within 24 hours
- We provide support in Chinese, English, French, German, Japanese and Spanish
- Extensive multi-media technical resources to help you
- We investigate all quality concerns to ensure our products perform to the highest standards

If the product does not perform as described on this datasheet, we will offer a refund or replacement. For full details of the Abpromise, please visit <https://www.abcam.cn/abpromise> or contact our technical team.

### **Terms and conditions**

---

- Guarantee only valid for products bought direct from Abcam or one of our authorized distributors