




Anti-SNX12 antibody ab113619

2 图像

概述	
产品名称	Anti-SNX12抗体
描述	山羊多克隆抗体to SNX12
宿主	Goat
经测试应用	适用于: IHC-P
种属反应性	与反应: Human 预测可用于: Mouse, Chicken, Cow, Pig, Zebrafish 
免疫原	Synthetic peptide: AIDRNYVPGKVRQ by a Cysteine residue linker, corresponding to C terminal amino acids 150-162 of Human SNX12, isoform 2. <div> Run BLAST with  Run BLAST with</div>
阳性对照	Human breast and liver tissues.
常规说明	<p>The Life Science industry has been in the grips of a reproducibility crisis for a number of years. Abcam is leading the way in addressing this with our range of recombinant monoclonal antibodies and knockout edited cell lines for gold-standard validation. Please check that this product meets your needs before purchasing.</p> <p>If you have any questions, special requirements or concerns, please send us an inquiry and/or contact our Support team ahead of purchase. Recommended alternatives for this product can be found below, along with publications, customer reviews and Q&As</p>
性能	
形式	Liquid
存放说明	Shipped at 4°C. Store at -20°C.
存储溶液	pH: 7.30 Preservative: 0.02% Sodium azide Constituents: 0.5% BSA, 99% Tris buffered saline
纯度	Protein G purified
克隆	多克隆
同种型	IgG

应用

The Abpromise guarantee

Abpromise™ 承诺保证使用ab113619于以下的经测试应用

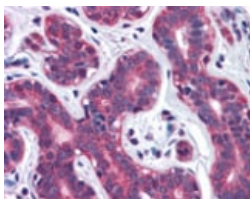
“应用说明”部分 下显示的仅为推荐的起始稀释度;实际最佳的稀释度/浓度应由使用者检定。

应用	Ab评论	说明
IHC-P		Use a concentration of 3.75 µg/ml.

靶标

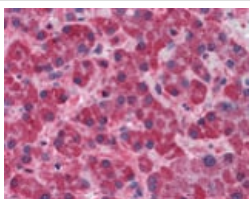
功能	May be involved in several stages of intracellular trafficking.
序列相似性	Belongs to the sorting nexin family. Contains 1 PX (phox homology) domain.
结构域	The PX domain mediates interaction with membranes enriched in phosphatidylinositol 3-phosphate.
细胞定位	Membrane.

图片



ab113619 at 3.75ug/ml staining SNX12 in Formalin-fixed, Paraffin-embedded Human breast tissue by Immunohistochemistry.

Immunohistochemistry (Formalin/PFA-fixed paraffin-embedded sections) - Anti-SNX12 antibody (ab113619)



ab113619 at 3.75ug/ml staining SNX12 in Formalin-fixed, Paraffin-embedded Human liver tissue by Immunohistochemistry.

Immunohistochemistry (Formalin/PFA-fixed paraffin-embedded sections) - Anti-SNX12 antibody (ab113619)

Please note: All products are "FOR RESEARCH USE ONLY. NOT FOR USE IN DIAGNOSTIC PROCEDURES"

Our Abpromise to you: Quality guaranteed and expert technical support

- Replacement or refund for products not performing as stated on the datasheet
- Valid for 12 months from date of delivery
- Response to your inquiry within 24 hours
- We provide support in Chinese, English, French, German, Japanese and Spanish
- Extensive multi-media technical resources to help you
- We investigate all quality concerns to ensure our products perform to the highest standards

If the product does not perform as described on this datasheet, we will offer a refund or replacement. For full details of the Abpromise, please visit <https://www.abcam.cn/abpromise> or contact our technical team.

Terms and conditions

- Guarantee only valid for products bought direct from Abcam or one of our authorized distributors