

### Anti-SNTN antibody ab122845

#### 3 图像

#### 概述

产品名称	Anti-SNTN抗体
描述	兔多克隆抗体to SNTN
宿主	Rabbit
经测试应用	适用于: IHC-P, WB, ICC/IF
种属反应性	与反应: Human
免疫原	antigen sequence: HSTQDKSLHL EGDPNPSAAP TSTCAPRKMP KRISISKQLA SVKALRKCS D LEKAIATTAL IFRNSSDS DG KLE, corresponding to amino acids 6-78 of Human SNTN. <a href="#">Run BLAST with Expasy</a> <a href="#">Run BLAST with NCBI</a>
阳性对照	RT4, U-251 MG, Human Plasma, Human Liver and Human Tonsil lysates, Human bronchus tissue
常规说明	<p>The Life Science industry has been in the grips of a reproducibility crisis for a number of years. Abcam is leading the way in addressing this with our range of recombinant monoclonal antibodies and knockout edited cell lines for gold-standard validation. Please check that this product meets your needs before purchasing.</p> <p>If you have any questions, special requirements or concerns, please send us an inquiry and/or contact our Support team ahead of purchase. Recommended alternatives for this product can be found below, along with publications, customer reviews and Q&amp;As</p>

#### 性能

形式	Liquid
存放说明	Shipped at 4°C. Upon delivery aliquot and store at -20°C. Avoid freeze / thaw cycles.
存储溶液	pH: 7.20 Preservative: 0.02% Sodium azide Constituents: 59% PBS, 40% Glycerol (glycerin, glycerine)
纯度	Immunogen affinity purified
克隆	多克隆
同种型	IgG

#### 应用

## The Abpromise guarantee

**Abpromise™** 承诺保证使用 ab122845 于以下的经测试应用

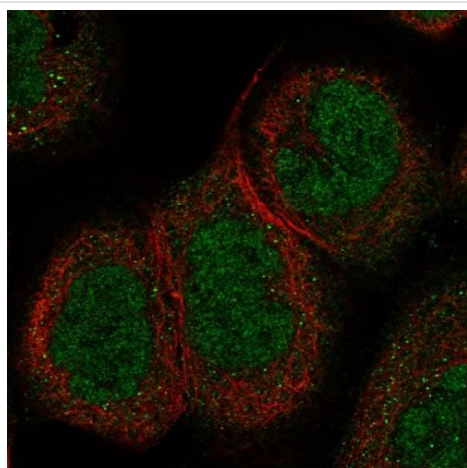
“应用说明”部分 下显示的仅为推荐的起始稀释度；实际最佳的稀释度/浓度应由使用者检定。

应用	Ab评论	说明
IHC-P		1/50 - 1/200. Perform heat mediated antigen retrieval with citrate buffer pH 6 before commencing with IHC staining protocol.
WB		1/250 - 1/500.
ICC/IF		Use a concentration of 1 - 4 µg/ml. Recommend PFA Fixation and Triton X-100 treatment

## 靶标

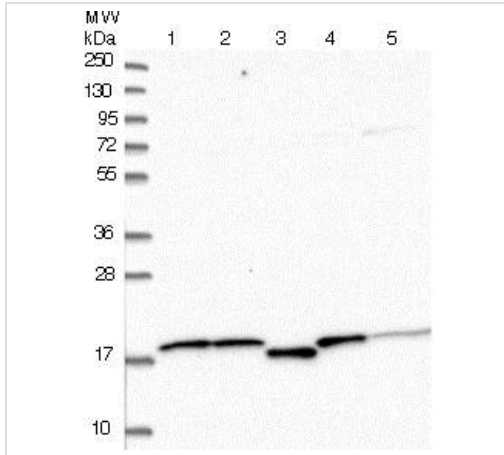
功能	May be a component of the linker structure that bridges the ciliary membrane and peripheral singlet microtubules.
序列相似性	Belongs to the S-100 family.
细胞定位	Cell projection > cilium. Expressed exclusively at the cilium tip where it localizes between the cell membrane and peripheral A-subfibers.

## 图片



Immunofluorescent staining of Human cell line A-431 shows positivity in nucleus but not nucleoli and cytoplasm. Recommended concentration of ab 122845 1-4 µg/ml. Cells treated with PFA/Triton X-100.

Immunocytochemistry/ Immunofluorescence - Anti-SNTN antibody (ab122845)



Western blot - Anti-SNTN antibody (ab122845)

**All lanes :** Anti-SNTN antibody (ab122845) at 1/250 dilution

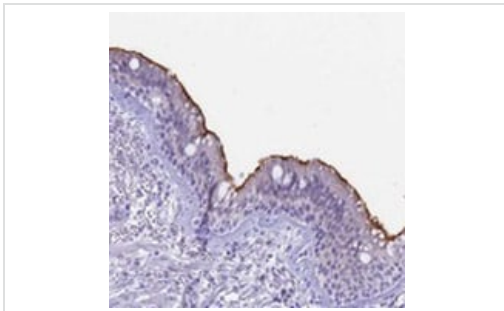
**Lane 1 :** RT4 cell lysate

**Lane 2 :** U-251 MG cell lysate

**Lane 3 :** Human Plasma lysate

**Lane 4 :** Human Liver lysate

**Lane 5 :** Human Tonsil lysate



Immunohistochemistry (Formalin/PFA-fixed paraffin-embedded sections) - Anti-SNTN antibody (ab122845)

ab122845 at 1/50 dilution staining SNTN in Paraffin-embedded Human bronchus tissue by Immunohistochemistry.

**Please note:** All products are "FOR RESEARCH USE ONLY. NOT FOR USE IN DIAGNOSTIC PROCEDURES"

### Our Abpromise to you: Quality guaranteed and expert technical support

- Replacement or refund for products not performing as stated on the datasheet
- Valid for 12 months from date of delivery
- Response to your inquiry within 24 hours
- We provide support in Chinese, English, French, German, Japanese and Spanish
- Extensive multi-media technical resources to help you
- We investigate all quality concerns to ensure our products perform to the highest standards

If the product does not perform as described on this datasheet, we will offer a refund or replacement. For full details of the Abpromise, please visit <https://www.abcam.cn/abpromise> or contact our technical team.

## Terms and conditions

---

- Guarantee only valid for products bought direct from Abcam or one of our authorized distributors