


### Anti-SMG5 antibody ab33033

[1 Abreviews](#) [5 References](#) [2 图像](#)

#### 概述

产品名称	Anti-SMG5抗体
描述	兔多克隆抗体to SMG5
宿主	Rabbit
经测试应用	适用于: WB, IHC-P 不适用于: ICC/IF
种属反应性	与反应: Human 预测可用于: Mouse 
免疫原	Synthetic peptide conjugated to KLH derived from within residues 1000 to the C-terminus of Human SMG5.参阅Abcam的专有抗源政策(Peptide available as <a href="#">ab36628</a> .)
阳性对照	Jurkat (Human T cell lymphoblast-like cell line) Whole Cell Lysate
常规说明	<p>The Life Science industry has been in the grips of a reproducibility crisis for a number of years. Abcam is leading the way in addressing this with our range of recombinant monoclonal antibodies and knockout edited cell lines for gold-standard validation. Please check that this product meets your needs before purchasing.</p> <p>If you have any questions, special requirements or concerns, please send us an inquiry and/or contact our Support team ahead of purchase. Recommended alternatives for this product can be found below, along with publications, customer reviews and Q&amp;As</p>

#### 性能

形式	Liquid
存放说明	Shipped at 4°C. Store at +4°C short term (1-2 weeks). Upon delivery aliquot. Store at -20°C or -80°C. Avoid freeze / thaw cycle.
存储溶液	pH: 7.40 Preservative: 0.02% Sodium azide Constituent: PBS
纯度	Batches of this product that have a concentration < 1mg/ml may have BSA added as a stabilising agent. If you would like information about the formulation of a specific lot, please contact our scientific support team who will be happy to help. Immunogen affinity purified

克隆

多克隆

同种型

IgG

应用

The Abpromise guarantee      **Abpromise™**承诺保证使用ab33033于以下的经测试应用

“应用说明”部分 下显示的仅为推荐的起始稀释度;实际最佳的稀释度/浓度应由使用者检定。

应用	Ab评论	说明
WB		1/250. Detects a band of approximately 140 kDa (predicted molecular weight: 114 kDa).
IHC-P		Use a concentration of 1 µg/ml. Perform heat mediated antigen retrieval before commencing with IHC staining protocol.

应用说明

Is unsuitable for ICC/IF.

靶标

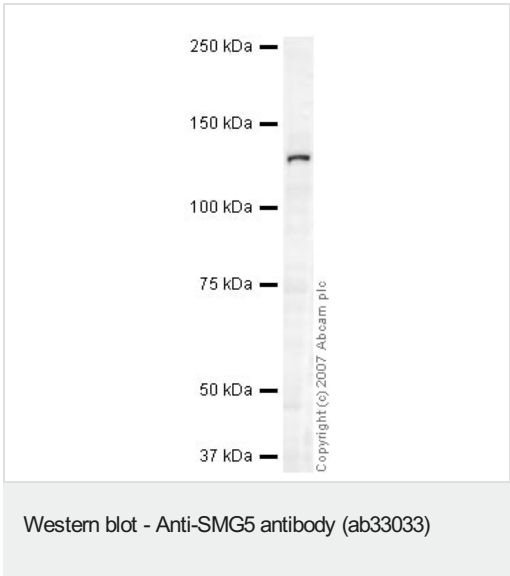
相关性

SMG5 plays a role in nonsense mediated mRNA decay. It promotes dephosphorylation of RENT1, and is necessary for TERT activity. It is part of a complex that contains SMG1, SMG5, SMG7, PP2AC, a short isoform of UPF3A (isoform UPF3AS, but not isoform UPF3AL) and phosphorylated RENT1/UPF1.

细胞定位

Cytoplasmic and Nuclear

图片



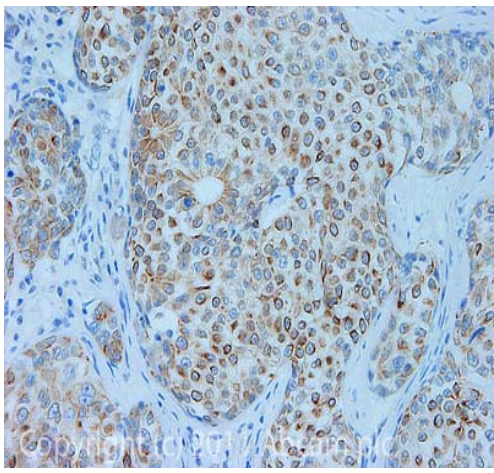
Anti-SMG5 antibody (ab33033) at 1/250 dilution + Jurkat whole cell lysate (**ab7899**) at 10 µg

**Secondary**  
IRDye 680 Conjugated Goat Anti-Rabbit IgG (H+L) at 1/10000 dilution

Performed under reducing conditions.

**Predicted band size:** 114 kDa  
**Observed band size:** 140 kDa

The band seen at 140 kDa is consistent with the banding pattern observed for other commercially available antibodies to SMG5.



Immunohistochemistry (Formalin/PFA-fixed paraffin-embedded sections) - Anti-SMG5 antibody (ab33033)

IHC image of ab33033 staining in Human breast adenocarcinoma formalin fixed paraffin embedded tissue section, performed on a Leica Bond™ system using the standard protocol F. The section was pre-treated using heat mediated antigen retrieval with sodium citrate buffer (pH6, epitope retrieval solution 1) for 20 mins. The section was then incubated with ab33033, 1 µg/ml, for 15 mins at room temperature and detected using an HRP conjugated compact polymer system. DAB was used as the chromogen. The section was then counterstained with haematoxylin and mounted with DPX.

For other IHC staining systems (automated and non-automated) customers should optimize variable parameters such as antigen retrieval conditions, primary antibody concentration and antibody incubation times.

**Please note:** All products are "FOR RESEARCH USE ONLY. NOT FOR USE IN DIAGNOSTIC PROCEDURES"

### Our Abpromise to you: Quality guaranteed and expert technical support

- Replacement or refund for products not performing as stated on the datasheet
- Valid for 12 months from date of delivery
- Response to your inquiry within 24 hours
- We provide support in Chinese, English, French, German, Japanese and Spanish
- Extensive multi-media technical resources to help you
- We investigate all quality concerns to ensure our products perform to the highest standards

If the product does not perform as described on this datasheet, we will offer a refund or replacement. For full details of the Abpromise, please visit <https://www.abcam.cn/abpromise> or contact our technical team.

### Terms and conditions

- Guarantee only valid for products bought direct from Abcam or one of our authorized distributors