


Anti-SLUG antibody [mAbcam51772] ab51772

★★★★★ **9 Abreviews** **36 References** **3 图像**

概述

产品名称	Anti-SLUG抗体[mAbcam51772]
描述	小鼠单克隆抗体[mAbcam51772] to SLUG
宿主	Mouse
经测试应用	适用于: WB
种属反应性	与反应: Mouse, Human 预测可用于: Chicken, Cow, Pig, Xenopus laevis 
免疫原	Synthetic peptide. This information is proprietary to Abcam and/or its suppliers.
阳性对照	Mouse Skin Tissue Lysate
常规说明	<p>This antibody clone is manufactured by Abcam. If you require a custom buffer formulation or conjugation for your experiments, please contact orders@abcam.com.</p> <p>The Life Science industry has been in the grips of a reproducibility crisis for a number of years. Abcam is leading the way in addressing this with our range of recombinant monoclonal antibodies and knockout edited cell lines for gold-standard validation. Please check that this product meets your needs before purchasing.</p> <p>If you have any questions, special requirements or concerns, please send us an inquiry and/or contact our Support team ahead of purchase. Recommended alternatives for this product can be found below, along with publications, customer reviews and Q&As</p>

性能

形式	Liquid
存放说明	Shipped at 4°C. Upon delivery aliquot and store at -20°C or -80°C. Avoid repeated freeze / thaw cycles.
存储溶液	pH: 7.40 Preservative: 0.02% Sodium azide Constituents: PBS, 6.97% L-Arginine
纯度	Protein G purified
克隆	单克隆
克隆编号	mAbcam51772
骨髓瘤	Sp2/0

同种型IgG1

应用

The Abpromise guarantee **Abpromise™**承诺保证使用ab51772于以下的经测试应用

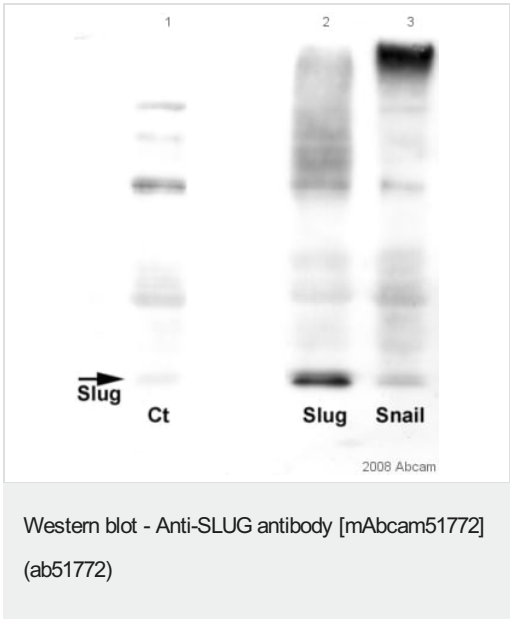
“应用说明”部分 下显示的仅为推荐的起始稀释度;实际最佳的稀释度/浓度应由使用者检定。

应用	Ab评论	说明
WB	★★★★★ (4)	Use a concentration of 1 - 5 µg/ml. Predicted molecular weight: 30 kDa.

靶标

功能	Transcriptional repressor. Involved in the generation and migration of neural crest cells.
组织特异性	Expressed in placenta and adult heart, pancreas, liver, kidney and skeletal muscle.
疾病相关	Defects in SNAI2 are the cause of Waardenburg syndrome type 2D (WS2D) [MIM:608890]. WS2 is a genetically heterogeneous, autosomal dominant disorder characterized by sensorineural deafness, pigmentary disturbances, and absence of dystopia canthorum. The frequency of deafness is higher in WS2 than in WS1.
序列相似性	Belongs to the snail C2H2-type zinc-finger protein family. Contains 5 C2H2-type zinc fingers.
细胞定位	Nucleus.

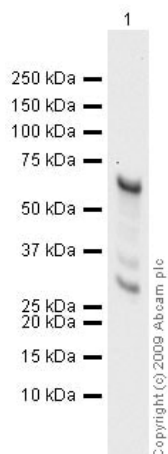
图片



All lanes : Anti-SLUG antibody [mAbcam51772] (ab51772)

- Lane 1 : Untransfected MCF7 cells
- Lane 2 : MCF7 cells transfected with SLUG
- Lane 3 : MCF7 cells transfected with Snail

Predicted band size: 30 kDa
Observed band size: 30 kDa



Western blot - Anti-SLUG antibody [mAbcam51772] (ab51772)

Anti-SLUG antibody [mAbcam51772] (ab51772) at 5 µg/ml +
Mouse skin tissue lysate - total protein (**ab4025**) at 10 µg

Secondary

Goat polyclonal to Mouse IgG - H&L - Pre-Adsorbed (HRP) at
1/3000 dilution

Performed under reducing conditions.

Predicted band size: 30 kDa

Observed band size: 30 kDa

Additional bands at: 34 kDa, 60 kDa. We are unsure as to the
identity of these extra bands.

Exposure time: 10 minutes



Western blot - Anti-SLUG antibody [mAbcam51772] (ab51772)

All lanes : Anti-SLUG antibody [mAbcam51772] (ab51772) at 1
µg/ml

Lane 1 : Skin tissue lysate from Slug heterozygous mouse

Lane 2 : Skin tissue lysate from Slug knockout mouse

Performed under reducing conditions.

Predicted band size: 30 kDa

Please note: All products are "FOR RESEARCH USE ONLY. NOT FOR USE IN DIAGNOSTIC PROCEDURES"

Our Abpromise to you: Quality guaranteed and expert technical support

- Replacement or refund for products not performing as stated on the datasheet
- Valid for 12 months from date of delivery
- Response to your inquiry within 24 hours
- We provide support in Chinese, English, French, German, Japanese and Spanish
- Extensive multi-media technical resources to help you

- We investigate all quality concerns to ensure our products perform to the highest standards

If the product does not perform as described on this datasheet, we will offer a refund or replacement. For full details of the Abpromise, please visit <https://www.abcam.cn/abpromise> or contact our technical team.

Terms and conditions

- Guarantee only valid for products bought direct from Abcam or one of our authorized distributors