


Anti-SLP76 antibody [EPR2549(2)] ab109254

重组 RabMAb

1 References 7 图像

概述	
产品名称	Anti-SLP76抗体[EPR2549(2)]
描述	兔单克隆抗体[EPR2549(2)] to SLP76
宿主	Rabbit
经测试应用	适用于: WB, IHC-P 不适用于: Flow Cyt or IP
种属反应性	与反应: Human 预测可用于: Mouse, Rat 
免疫原	Synthetic peptide. This information is proprietary to Abcam and/or its suppliers.
阳性对照	MOLT4 or HuT78 cell lysates; Human tonsil tissue.
常规说明	This product is a recombinant monoclonal antibody, which offers several advantages including: - High batch-to-batch consistency and reproducibility - Improved sensitivity and specificity - Long-term security of supply - Animal-free production For more information <a href="#">see here</a> . Our RabMAb <sup>®</sup> technology is a patented hybridoma-based technology for making rabbit monoclonal antibodies. For details on our patents, please refer to <a href="#">RabMAb<sup>®</sup> patents</a> .
性能	
形式	Liquid
存放说明	Shipped at 4°C. Store at -20°C. Stable for 12 months at -20°C.
存储溶液	pH: 7.20 Preservative: 0.05% Sodium azide Constituents: 0.1% BSA, 40% Glycerol (glycerin, glycerine), 9.85% Tris glycine, 50% Tissue culture supernatant
纯度	Protein A purified
克隆	单克隆
克隆编号	EPR2549(2)

同种型IgG

应用

The Abpromise guarantee **Abpromise™**承诺保证使用ab109254于以下的经测试应用  
“应用说明”部分 下显示的仅为推荐的起始稀释度;实际最佳的稀释度/浓度应由使用者检定。

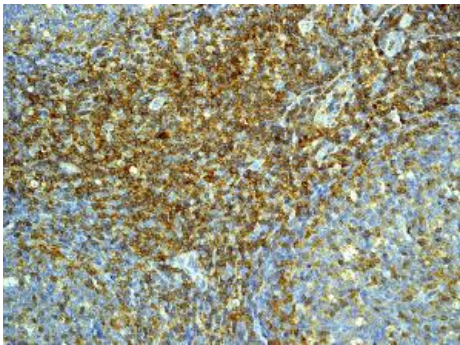
应用	Ab评论	说明
WB		1/1000 - 1/10000. Detects a band of approximately 76 kDa (predicted molecular weight: 60 kDa).
IHC-P		1/100 - 1/250. Perform heat mediated antigen retrieval before commencing with IHC staining protocol.

应用说明Is unsuitable for Flow Cyt or IP.

靶标

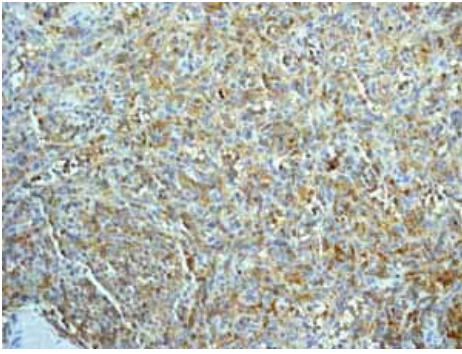
功能	Involved in T-cell antigen receptor mediated signaling.
组织特异性	Highly expressed in spleen, thymus and peripheral blood leukocytes. Highly expressed also in T-cell and monocytic cell lines, expressed at lower level in B-cell lines. Not detected in fibroblast or neuroblastoma cell lines.
序列相似性	Contains 1 SAM (sterile alpha motif) domain. Contains 1 SH2 domain.
结构域	The SH2 domain mediates interaction with SHB.
翻译后修饰	Phosphorylated after T-cell receptor activation by ZAP-70.
细胞定位	Cytoplasm.

图片



Immunohistochemistry (Formalin/PFA-fixed paraffin-embedded sections) - Anti-SLP76 antibody [EPR2549(2)] (ab109254)

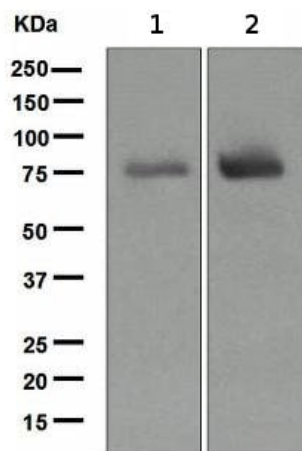
ab109254 at 1/100 dilution, staining SLP76 in Human tonsil, by Immunohistochemistry, Paraffin-embedded tissue.  
  
Perform heat mediated antigen retrieval before commencing with IHC staining protocol.



Immunohistochemistry (Formalin/PFA-fixed paraffin-embedded sections) - Anti-SLP76 antibody [EPR2549(2)] (ab109254)

ab109254 showing positive staining in Normal human spleen tissue.

Perform heat mediated antigen retrieval before commencing with IHC staining protocol.



Western blot - Anti-SLP76 antibody [EPR2549(2)] (ab109254)

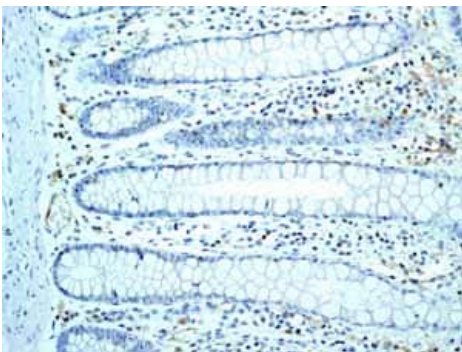
**All lanes :** Anti-SLP76 antibody [EPR2549(2)] (ab109254) at 1/1000 dilution

**Lane 1 :** HuT-78 cell lysate

**Lane 2 :** MOLT-4 cell lysate

Lysates/proteins at 10 µg per lane.

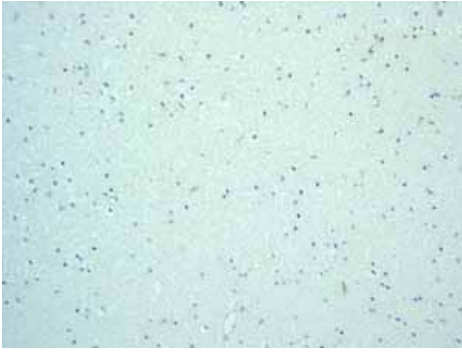
**Predicted band size:** 60 kDa



Immunohistochemistry (Formalin/PFA-fixed paraffin-embedded sections) - Anti-SLP76 antibody [EPR2549(2)] (ab109254)

ab109254 showing positive staining in Normal human colon tissue.

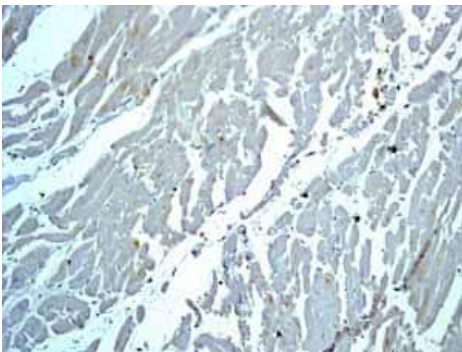
Perform heat mediated antigen retrieval before commencing with IHC staining protocol.



Immunohistochemistry (Formalin/PFA-fixed paraffin-embedded sections) - Anti-SLP76 antibody [EPR2549(2)] (ab109254)

ab109254 showing negative staining in Normal human brain tissue.

Perform heat mediated antigen retrieval before commencing with IHC staining protocol.



Immunohistochemistry (Formalin/PFA-fixed paraffin-embedded sections) - Anti-SLP76 antibody [EPR2549(2)] (ab109254)

ab109254 showing negative staining in Normal human heart tissue.

Perform heat mediated antigen retrieval before commencing with IHC staining protocol.

### Why choose a recombinant antibody?



**Research with confidence**  
Consistent and reproducible results



**Long-term and scalable supply**  
Recombinant technology



**Success from the first experiment**  
Confirmed specificity



**Ethical standards compliant**  
Animal-free production

Anti-SLP76 antibody [EPR2549(2)] (ab109254)

**Please note:** All products are "FOR RESEARCH USE ONLY. NOT FOR USE IN DIAGNOSTIC PROCEDURES"

### **Our Abpromise to you: Quality guaranteed and expert technical support**

---

- Replacement or refund for products not performing as stated on the datasheet
- Valid for 12 months from date of delivery
- Response to your inquiry within 24 hours
  
- We provide support in Chinese, English, French, German, Japanese and Spanish
- Extensive multi-media technical resources to help you
- We investigate all quality concerns to ensure our products perform to the highest standards

If the product does not perform as described on this datasheet, we will offer a refund or replacement. For full details of the Abpromise, please visit <https://www.abcam.cn/abpromise> or contact our technical team.

### **Terms and conditions**

---

- Guarantee only valid for products bought direct from Abcam or one of our authorized distributors