



### Anti-SLC51B antibody ab121285

★★★★★ [1 Abreviews](#) [3 References](#) [5 图像](#)

#### 概述

产品名称	Anti-SLC51B抗体
描述	兔多克隆抗体to SLC51B
宿主	Rabbit
经测试应用	适用于: WB, IHC-P
种属反应性	与反应: Human
免疫原	Recombinant fragment corresponding to Human SLC51B aa 77-127. Sequence:  VLHLDEAKDHNSLNNLRETLLESEKPNLAQVELELKERDVLSV FLPDVPET E  Database link: <a href="#">Q86UW2</a>   <a href="#">Run BLAST with</a>  <a href="#">Run BLAST with</a>
阳性对照	WB: Caco-2 cell lysate. IHC-P: Human small intestine, testis and kidney tissue.
常规说明	<p>The Life Science industry has been in the grips of a reproducibility crisis for a number of years. Abcam is leading the way in addressing this with our range of recombinant monoclonal antibodies and knockout edited cell lines for gold-standard validation. Please check that this product meets your needs before purchasing.</p> <p>If you have any questions, special requirements or concerns, please send us an inquiry and/or contact our Support team ahead of purchase. Recommended alternatives for this product can be found below, along with publications, customer reviews and Q&amp;As</p>

#### 性能

形式	Liquid
存放说明	Shipped at 4°C. Upon delivery aliquot and store at -20°C. Avoid freeze / thaw cycles.
存储溶液	pH: 7.20 Preservative: 0.02% Sodium azide Constituents: PBS, 40% Glycerol (glycerin, glycerine)
纯度	Immunogen affinity purified
克隆	多克隆
同种型	IgG

应用

The Abpromise guarantee      **Abpromise™**承诺保证使用ab121285于以下的经测试应用

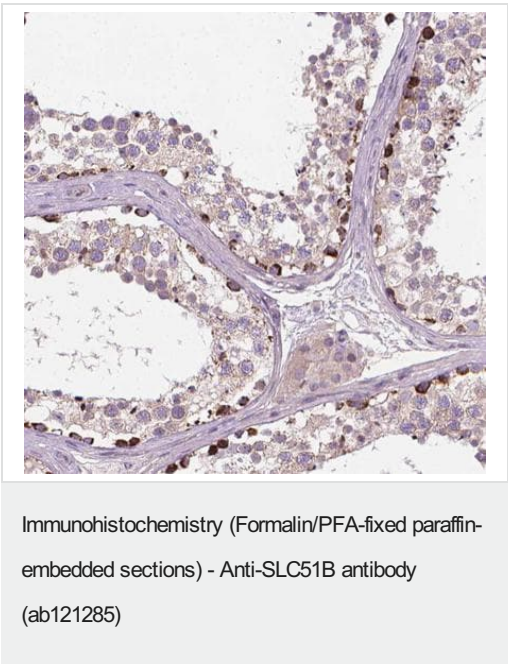
“应用说明”部分 下显示的仅为推荐的起始稀释度;实际最佳的稀释度/浓度应由使用者检定。

应用	Ab评论	说明
WB		Use a concentration of 0.04 - 0.4 µg/ml.
IHC-P		1/20 - 1/50. Perform heat mediated antigen retrieval with citrate buffer pH 6 before commencing with IHC staining protocol.

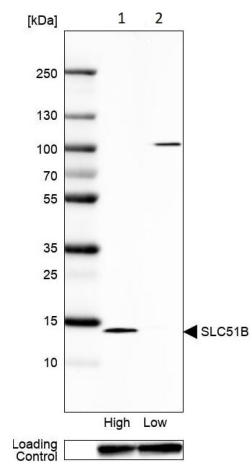
靶标

功能	Essential component of the Ost-alpha/Ost-beta complex, a heterodimer that acts as the intestinal basolateral transporter responsible for bile acid export from enterocytes into portal blood. Efficiently transports the major species of bile acids.
组织特异性	Widely expressed with a high expression in ileum. Expressed in testis, colon, liver, small intestine, kidney, ovary and adrenal gland; and at low levels in heart, lung, brain, pituitary, thyroid gland, uterus, prostate, mammary gland and fat.
序列相似性	Belongs to the OST-beta family.
细胞定位	Cell membrane. Mainly restricted to the lateral and basal membranes of ileal enterocytes.

图片



Immunohistochemical analysis of human testis tissue labeling OST beta with ab121285 at 1/50 dilution.



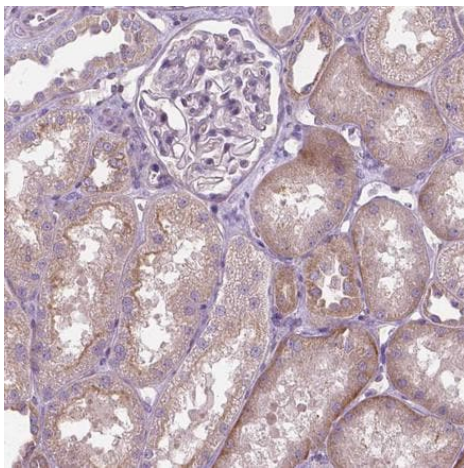
Western blot - Anti-SLC51B antibody (ab121285)

**All lanes :** Anti-SLC51B antibody (ab121285) at 0.4 µg/ml

**Lane 1 :** Caco-2 (Human colorectal adenocarcinoma cell line) cell lysate

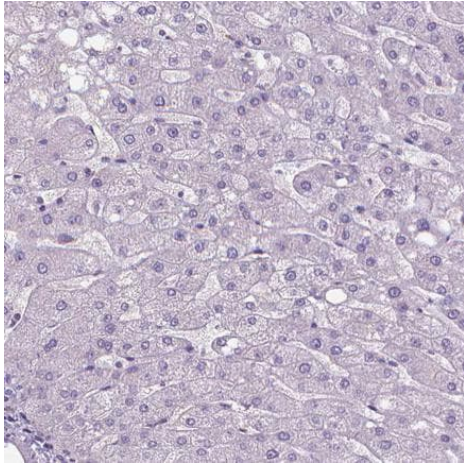
**Lane 2 :** U-2 OS (Human bone osteosarcoma epithelial cell line) cell lysate

**Observed band size:** 14 kDa



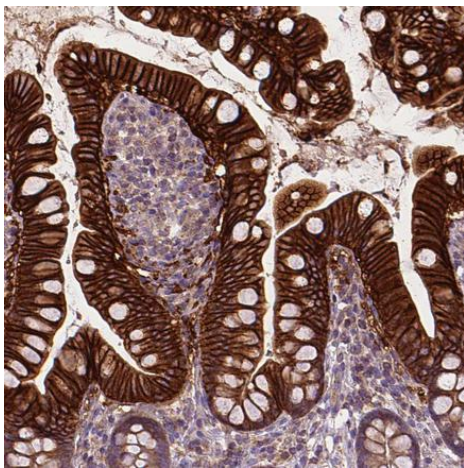
Immunohistochemical analysis of human kidney tissue labeling OST beta with ab121285 at 1/50 dilution.

Immunohistochemistry (Formalin/PFA-fixed paraffin-embedded sections) - Anti-SLC51B antibody (ab121285)



Immunohistochemical analysis of human liver tissue labeling OST beta with ab121285 at 1/50 dilution. This shows no positivity as expected.

Immunohistochemistry (Formalin/PFA-fixed paraffin-embedded sections) - Anti-SLC51B antibody (ab121285)



Immunohistochemical analysis of human small intestine tissue labeling OST beta with ab121285 at 1/50 dilution.

Immunohistochemistry (Formalin/PFA-fixed paraffin-embedded sections) - Anti-SLC51B antibody (ab121285)

**Please note:** All products are "FOR RESEARCH USE ONLY. NOT FOR USE IN DIAGNOSTIC PROCEDURES"

### Our Abpromise to you: Quality guaranteed and expert technical support

- Replacement or refund for products not performing as stated on the datasheet
- Valid for 12 months from date of delivery
- Response to your inquiry within 24 hours
- We provide support in Chinese, English, French, German, Japanese and Spanish
- Extensive multi-media technical resources to help you
- We investigate all quality concerns to ensure our products perform to the highest standards

If the product does not perform as described on this datasheet, we will offer a refund or replacement. For full details of the Abpromise,

please visit <https://www.abcam.cn/abpromise> or contact our technical team.

## Terms and conditions

---

- Guarantee only valid for products bought direct from Abcam or one of our authorized distributors