

### Anti-SLC10A1/NTCP1 antibody ab131084

★★★★★ [7 Abreviews](#) [18 References](#) [3 图像](#)

#### 概述

产品名称	Anti-SLC10A1/NTCP1抗体
描述	兔多克隆抗体to SLC10A1/NTCP1
宿主	Rabbit
经测试应用	适用于: IHC-P, WB
种属反应性	与反应: Mouse, Rat, Human
免疫原	Synthetic peptide corresponding to Human SLC10A1/NTCP1 aa 141-154 (internal sequence). Sequence: YSRGIYDGDLDKDV

Database link: [Q14973](#)

 [Run BLAST with](#)

 [Run BLAST with](#)

#### 常规说明

The Life Science industry has been in the grips of a reproducibility crisis for a number of years. Abcam is leading the way in addressing this with our range of recombinant monoclonal antibodies and knockout edited cell lines for gold-standard validation. Please check that this product meets your needs before purchasing.

If you have any questions, special requirements or concerns, please send us an inquiry and/or contact our Support team ahead of purchase. Recommended alternatives for this product can be found below, along with publications, customer reviews and Q&As

#### 性能

形式	Liquid
存放说明	Shipped at 4°C. Store at +4°C short term (1-2 weeks). Upon delivery aliquot. Store at -20°C long term. Avoid freeze / thaw cycle.
存储溶液	Preservatives: 0.025% Thimerosal (merthiolate), 0.025% Sodium azide Constituents: 2.5% BSA, 0.1% Dibasic monohydrogen sodium phosphate, 0.45% Sodium chloride
纯度	Immunogen affinity purified
克隆	多克隆
同种型	IgG

应用

**The Abpromise guarantee**      **Abpromise™**承诺保证使用ab131084于以下的经测试应用

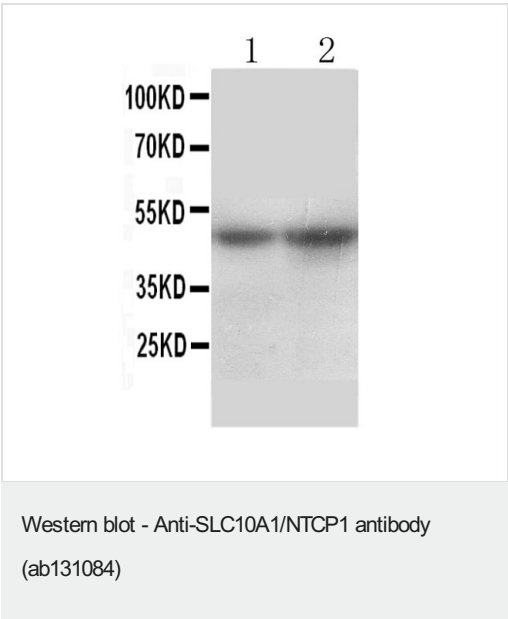
“应用说明”部分 下显示的仅为推荐的起始稀释度;实际最佳的稀释度/浓度应由使用者检定。

应用	Ab评论	说明
IHC-P	★★★★★ (2)	Use at an assay dependent concentration.
WB	★★★★★ (3)	Use a concentration of 0.1 - 0.5 µg/ml. Predicted molecular weight: 38 kDa.

靶标

功能	The hepatic sodium/bile acid uptake system exhibits broad substrate specificity and transports various non-bile acid organic compounds as well. It is strictly dependent on the extracellular presence of sodium.
序列相似性	Belongs to the sodium:bile acid symporter family.
细胞定位	Membrane.

图片



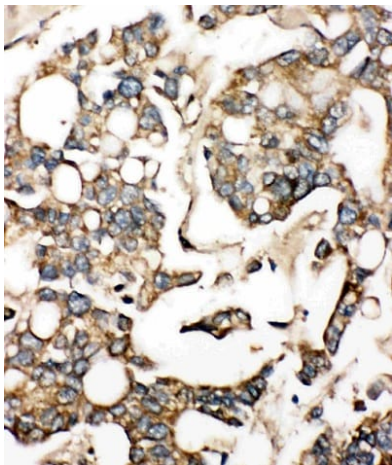
**All lanes :** Anti-SLC10A1/NTCP1 antibody (ab131084) at 0.5 µg

**Lane 1 :** Rat liver lysate

**Lane 2 :** Mouse liver lysate

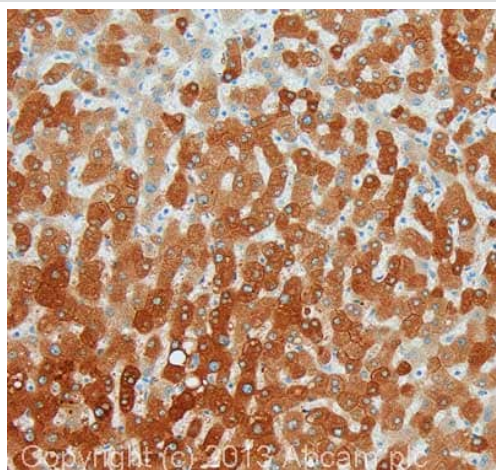
Lysates/proteins at 50 µg per lane.

**Predicted band size:** 38 kDa



Paraffin-embedded human liver cancer tissue stained for SLC10A1/NTCP1 using ab131084 at 1 µg/ml in immunohistochemical analysis.

Immunohistochemistry (Formalin/PFA-fixed paraffin-embedded sections) - Anti-SLC10A1/NTCP1 antibody (ab131084)



IHC image of SLC10A1/NTCP1 staining in human liver formalin fixed paraffin embedded tissue section, performed on a Leica Bond system using the standard protocol F. The section was pre-treated using heat mediated antigen retrieval with sodium citrate buffer (pH6, epitope retrieval solution 1) for 20 mins. The section was then incubated with ab131084, 1µg/ml, for 15 mins at room temperature and detected using an HRP conjugated compact polymer system. DAB was used as the chromogen. The section was then counterstained with haematoxylin and mounted with DPX.

For other IHC staining systems (automated and non-automated) customers should optimize variable parameters such as antigen retrieval conditions, primary antibody concentration and antibody incubation times.

Immunohistochemistry (Formalin/PFA-fixed paraffin-embedded sections) - Anti-SLC10A1/NTCP1 antibody (ab131084)

**Please note:** All products are "FOR RESEARCH USE ONLY. NOT FOR USE IN DIAGNOSTIC PROCEDURES"

#### Our Abpromise to you: Quality guaranteed and expert technical support

- Replacement or refund for products not performing as stated on the datasheet

- Valid for 12 months from date of delivery
- Response to your inquiry within 24 hours
- We provide support in Chinese, English, French, German, Japanese and Spanish
- Extensive multi-media technical resources to help you
- We investigate all quality concerns to ensure our products perform to the highest standards

If the product does not perform as described on this datasheet, we will offer a refund or replacement. For full details of the Abpromise, please visit <https://www.abcam.cn/abpromise> or contact our technical team.

#### **Terms and conditions**

---

- Guarantee only valid for products bought direct from Abcam or one of our authorized distributors