


Anti-SHKBP1 antibody ab98148

2 图像

| | |
|-------|---|
| 概述 | |
| 产品名称 | Anti-SHKBP1抗体 |
| 描述 | 兔多克隆抗体to SHKBP1 |
| 宿主 | Rabbit |
| 经测试应用 | 适用于: WB, IHC-P |
| 种属反应性 | 与反应: Human 预测可用于: Mouse, Cow  |
| 免疫原 | Recombinant protein fragment corresponding to a region within amino acids 162 and 447 of Human SHKBP1 (NP_612401). |
| 阳性对照 | A431 and H1299 cell lysates; PC13 xenograft |
| 常规说明 | <p>The Life Science industry has been in the grips of a reproducibility crisis for a number of years. Abcam is leading the way in addressing this with our range of recombinant monoclonal antibodies and knockout edited cell lines for gold-standard validation. Please check that this product meets your needs before purchasing.</p> <p>If you have any questions, special requirements or concerns, please send us an inquiry and/or contact our Support team ahead of purchase. Recommended alternatives for this product can be found below, along with publications, customer reviews and Q&As</p> |
| 性能 | |
| 形式 | Liquid |
| 存放说明 | Shipped at 4°C. Upon delivery aliquot and store at -20°C or -80°C. Avoid repeated freeze / thaw cycles. |
| 存储溶液 | pH: 7.00 Preservative: 0.01% Thimerosal (merthiolate) Constituents: 1.21% Tris, 0.75% Glycine, 10% Glycerol (glycerin, glycerine) |
| 纯度 | Immunogen affinity purified |
| 克隆 | 多克隆 |
| 同种型 | IgG |
| 应用 | |

The Abpromise guarantee

Abpromise™承诺保证使用ab98148于以下的经测试应用

“应用说明”部分 下显示的仅为推荐的起始稀释度;实际最佳的稀释度/浓度应由使用者检定。

| 应用 | Ab评论 | 说明 |
|-------|------|---|
| WB | | 1/500 - 1/3000. Predicted molecular weight: 76 kDa. |
| IHC-P | | 1/100. |

靶标


功能

Inhibits CBL-SH3KBP1 complex mediated down-regulation of EGFR signaling by sequestration of SH3KBP1. Binds to SH3KBP1 and prevents its interaction with CBL and inhibits translocation of SH3KBP1 to EGFR containing vesicles upon EGF stimulation.

序列相似性

Belongs to the KCTD3 family.
Contains 1 BTB (POZ) domain.
Contains 8 WD repeats.

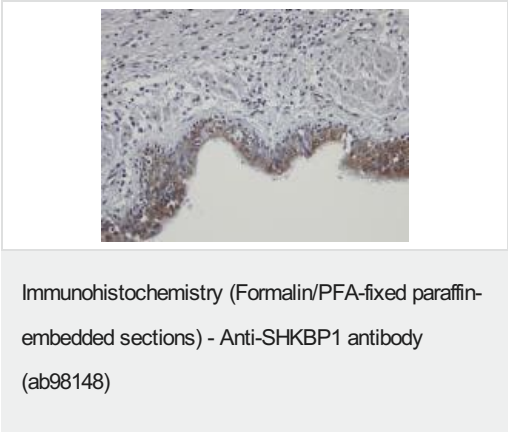
图片



Anti-SHKBP1 antibody (ab98148) at 1/500 dilution + A431 whole cell lysate at 30 µg

Predicted band size: 76 kDa

7.5% SDS PAGE



Immunohistochemical analysis of SHKBP1 in paraffin embedded PC13 xenograft, using ab98148 at a 1/100 dilution.

Please note: All products are "FOR RESEARCH USE ONLY. NOT FOR USE IN DIAGNOSTIC PROCEDURES"

Our Abpromise to you: Quality guaranteed and expert technical support

- Replacement or refund for products not performing as stated on the datasheet
- Valid for 12 months from date of delivery
- Response to your inquiry within 24 hours

- We provide support in Chinese, English, French, German, Japanese and Spanish
- Extensive multi-media technical resources to help you
- We investigate all quality concerns to ensure our products perform to the highest standards

If the product does not perform as described on this datasheet, we will offer a refund or replacement. For full details of the Abpromise, please visit <https://www.abcam.cn/abpromise> or contact our technical team.

Terms and conditions

- Guarantee only valid for products bought direct from Abcam or one of our authorized distributors