

# Anti-Serum Amyloid P/SAP antibody [EP1018Y] ab45151

**重组** RabMAb

★★★★★ **3 Abreviews** **11 References** **4 图像**

### 概述

产品名称	Anti-Serum Amyloid P/SAP抗体[EP1018Y]
描述	兔单克隆抗体[EP1018Y] to Serum Amyloid P/SAP
宿主	Rabbit
经测试应用	<b>适用于:</b> WB, IHC-P
种属反应性	<b>与反应:</b> Human
免疫原	Synthetic peptide within Human Serum Amyloid P/SAP aa 1 to the C-terminus (N terminal). The exact sequence is proprietary.
阳性对照	WB: Human serum; Human liver lysate. IHC-P: Human endometrial carcinoma tissue.
常规说明	<p>This product is a recombinant monoclonal antibody, which offers several advantages including:</p> <ul style="list-style-type: none"> <li>- High batch-to-batch consistency and reproducibility</li> <li>- Improved sensitivity and specificity</li> <li>- Long-term security of supply</li> <li>- Animal-free production</li> </ul> <p>For more information <a href="#">see here</a>.</p> <p>Our RabMAb<sup>®</sup> technology is a patented hybridoma-based technology for making rabbit monoclonal antibodies. For details on our patents, please refer to <a href="#">RabMAb<sup>®</sup> patents</a>.</p> <p>Mouse, Rat: We have preliminary internal testing data to indicate this antibody may not react with these species. Please contact us for more information.</p>

### 性能

形式	Liquid
存放说明	Shipped at 4°C. Store at +4°C short term (1-2 weeks). Upon delivery aliquot. Store at -20°C. Avoid freeze / thaw cycle.
存储溶液	<p>pH: 7.20</p> <p>Preservative: 0.01% Sodium azide</p> <p>Constituents: 49% PBS, 40% Glycerol (glycerin, glycerine), 0.21% BSA</p>
纯度	Protein A purified
克隆	单克隆

克隆编号

EP1018Y

同种型

IgG

应用

The Abpromise guarantee      **Abpromise™**承诺保证使用ab45151于以下的经测试应用

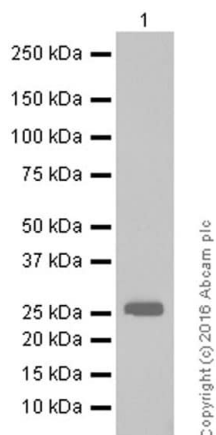
“应用说明”部分 下显示的仅为推荐的起始稀释度;实际最佳的稀释度/浓度应由使用者检定。

应用	Ab评论	说明
WB	★★★★★ (2)	1/5000. Detects a band of approximately 25 kDa (predicted molecular weight: 25 kDa).
IHC-P		1/50 - 1/250. Perform heat mediated antigen retrieval with citrate buffer pH 6 before commencing with IHC staining protocol. Enzymatic antigen retrieval (using protease) also has been found to work and may acheive better results

靶标

功能	Can interact with DNA and histones and may scavenge nuclear material released from damaged circulating cells. May also function as a calcium-dependent lectin.
组织特异性	Found in serum and urine.
疾病相关	Note=SAP is a precursor of amyloid component P which is found in basement membrane and associated with amyloid deposits.
序列相似性	Belongs to the pentaxin family. Contains 1 pentaxin domain.
翻译后修饰	N-glycosylated with a complex biantennary oligosaccharide chain with a sialic acid at the end (disialo-SAP). Monosialo-SAP as well as asioalo-SAP are also detected (PubMed:15174148).
细胞定位	Secreted.

图片



Western blot - Anti-Serum Amyloid P/SAP antibody [EP1018Y] (ab45151)

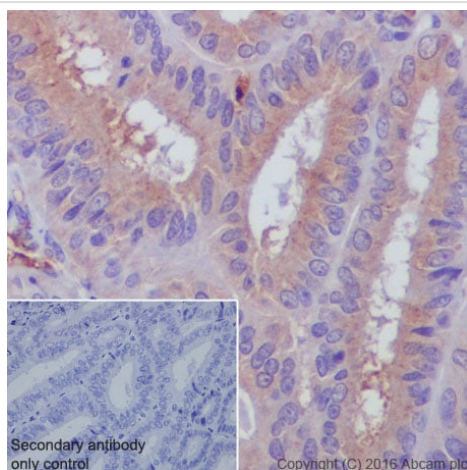
Anti-Serum Amyloid P/SAP antibody [EP1018Y] (ab45151) at 1/10000 dilution + Human serum at 15  $\mu$ g

### Secondary

Goat Anti-Rabbit IgG H&L (HRP) ([ab97051](#)) at 1/100000 dilution

**Predicted band size:** 25 kDa

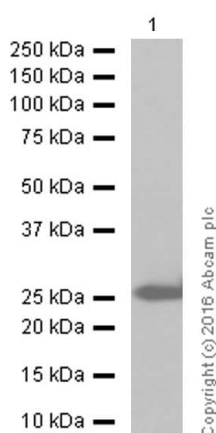
**Diluting and blocking buffer:** 5% NFDM /TBST



Immunohistochemistry (Formalin/PFA-fixed paraffin-embedded sections) - Anti-Serum Amyloid P/SAP antibody [EP1018Y] (ab45151)

ab45151 staining Serum Amyloid P/SAP in human endometrial carcinoma tissue sections by Immunohistochemistry (IHC-P - paraformaldehyde-fixed, paraffin-embedded sections). Tissue was fixed with paraformaldehyde and antigen retrieval was by heat mediation in a EDTA buffer. Samples were incubated with primary antibody at a dilution of 1/50. A goat anti-rabbit IgG H&L (HRP) [ab97051](#) was used as the secondary antibody at 1/500.

**Negative control 1:** PBS in place of primary antibody.



Western blot - Anti-Serum Amyloid P/SAP antibody [EP1018Y] (ab45151)

Anti-Serum Amyloid P/SAP antibody [EP1018Y] (ab45151) at 1/5000 dilution + Human liver at 20  $\mu$ g

### Secondary

Anti-Rabbit IgG (HRP), specific to the non-reduced form of IgG at 1/2000 dilution

**Predicted band size:** 25 kDa

**Blocking and diluting buffer:** 5% NFDM /TBST

### Why choose a recombinant antibody?



**Research with confidence**  
Consistent and reproducible results



**Long-term and scalable supply**  
Recombinant technology



**Success from the first experiment**  
Confirmed specificity



**Ethical standards compliant**  
Animal-free production

Anti-Serum Amyloid P/SAP antibody [EP1018Y]  
(ab45151)

**Please note:** All products are "FOR RESEARCH USE ONLY. NOT FOR USE IN DIAGNOSTIC PROCEDURES"

### Our Abpromise to you: Quality guaranteed and expert technical support

---

- Replacement or refund for products not performing as stated on the datasheet
- Valid for 12 months from date of delivery
- Response to your inquiry within 24 hours
- We provide support in Chinese, English, French, German, Japanese and Spanish
- Extensive multi-media technical resources to help you
- We investigate all quality concerns to ensure our products perform to the highest standards

If the product does not perform as described on this datasheet, we will offer a refund or replacement. For full details of the Abpromise, please visit <https://www.abcam.cn/abpromise> or contact our technical team.

### Terms and conditions

---

- Guarantee only valid for products bought direct from Abcam or one of our authorized distributors