

Anti-Seladin 1 antibody ab137845

[2 References](#) [4 图像](#)

概述

产品名称	Anti-Seladin 1抗体
描述	兔多克隆抗体to Seladin 1
宿主	Rabbit
经测试应用	适用于: WB, ICC/IF, IHC-P
种属反应性	与反应: Mouse, Human 预测可用于: Rat, Cow, Pig 
免疫原	Recombinant fragment, corresponding to a region within amino acids 55-358 of Human Seladin 1 (UniProt ID: Q15392).
阳性对照	A431, H1299 and mouse brain lysates; HeLa cell; SW480 xenograft
常规说明	<p>The Life Science industry has been in the grips of a reproducibility crisis for a number of years. Abcam is leading the way in addressing this with our range of recombinant monoclonal antibodies and knockout edited cell lines for gold-standard validation. Please check that this product meets your needs before purchasing.</p> <p>If you have any questions, special requirements or concerns, please send us an inquiry and/or contact our Support team ahead of purchase. Recommended alternatives for this product can be found below, along with publications, customer reviews and Q&As</p>

性能

形式	Liquid
存放说明	Shipped at 4°C. Upon delivery aliquot. Store at -20°C or -80°C. Avoid freeze / thaw cycle.
存储溶液	pH: 7.00 Preservative: 0.025% Proclin 300 Constituents: 79% PBS, 20% Glycerol (glycerin, glycerine)
纯度	Immunogen affinity purified
克隆	多克隆
同种型	IgG

应用

The Abpromise guarantee

Abpromise™承诺保证使用ab137845于以下的经测试应用


“应用说明”部分 下显示的仅为推荐的起始稀释度;实际最佳的稀释度/浓度应由使用者检定。

应用	Ab评论	说明
WB		1/500 - 1/3000. Predicted molecular weight: 60 kDa.
ICC/IF		1/100 - 1/1000.
IHC-P		1/100 - 1/1000. Perform heat mediated antigen retrieval with citrate buffer pH 6 before commencing with IHC staining protocol. Antigen retrieval using heat mediated Tris/EDTA buffer (pH 8.0) is also possible.

靶标

功能	Catalyzes the reduction of the delta-24 double bond of sterol intermediates. Protects cells from oxidative stress by reducing caspase 3 activity during apoptosis induced by oxidative stress. Also protects against amyloid-beta peptide-induced apoptosis.
组织特异性	Highly expressed in brain and adrenal gland with moderate expression in liver, lung, spleen, prostate and spinal cord. Low expression in heart, uterus and prostate. Undetectable in blood cells. In the brain, strongly expressed in cortical regions, substantia nigra, caudate nucleus, hippocampus, medulla oblongata and pons. In brains affected by Alzheimer disease, expression in the inferior temporal lobe is substantially lower than in the frontal cortex.
通路	Steroid biosynthesis; cholesterol biosynthesis.
疾病相关	Desmosterolosis (DESMOS) [MIM:602398]: Rare autosomal recessive disorder characterized by multiple congenital anomalies and elevated levels of the cholesterol precursor desmosterol in plasma, tissue, and cultured cells. Note=The disease is caused by mutations affecting the gene represented in this entry.
序列相似性	Belongs to the FAD-binding oxidoreductase/transferase type 4 family. Contains 1 FAD-binding PCMH-type domain.
细胞定位	Endoplasmic reticulum membrane. Golgi apparatus membrane.

图片

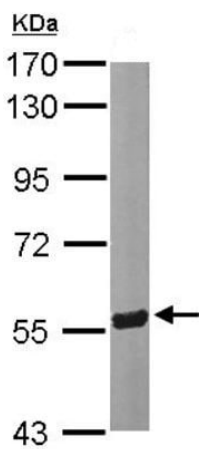


Western blot - Anti-Seladin 1 antibody (ab137845)

Anti-Seladin 1 antibody (ab137845) at 1/1000 dilution + A431 whole cell lysate at 30 μ g

Predicted band size: 60 kDa

7.5% SDS PAGE

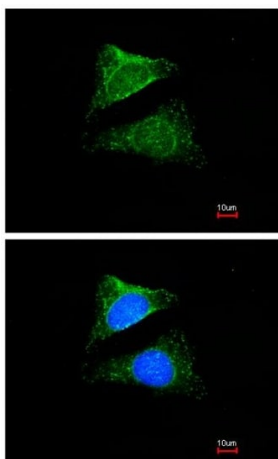


Western blot - Anti-Seladin 1 antibody (ab137845)

Anti-Seladin 1 antibody (ab137845) at 1/1000 dilution + mouse brain whole cell lysate at 50 μ g

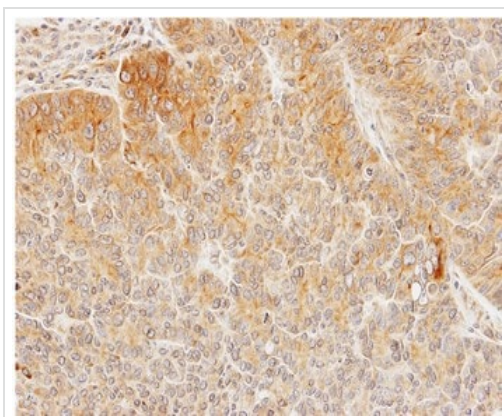
Predicted band size: 60 kDa

7.5% SDS PAGE



Immunocytochemistry/ Immunofluorescence - Anti-Seladin 1 antibody (ab137845)

Immunofluorescence analysis of paraformaldehyde fixed HeLa cell labelling Seladin 1 with ab137845 at a 1/200 dilution. Lower panel merged with DNA probe.



Immunohistochemical analysis of paraffin embedded SW480 xenograft labelling Seladin 1 with ab137845 at a 1/100 dilution.

Immunohistochemistry (Formalin/PFA-fixed paraffin-embedded sections) - Anti-Seladin 1 antibody (ab137845)

Please note: All products are "FOR RESEARCH USE ONLY. NOT FOR USE IN DIAGNOSTIC PROCEDURES"

Our Abpromise to you: Quality guaranteed and expert technical support

- Replacement or refund for products not performing as stated on the datasheet
- Valid for 12 months from date of delivery
- Response to your inquiry within 24 hours
- We provide support in Chinese, English, French, German, Japanese and Spanish
- Extensive multi-media technical resources to help you
- We investigate all quality concerns to ensure our products perform to the highest standards

If the product does not perform as described on this datasheet, we will offer a refund or replacement. For full details of the Abpromise, please visit <https://www.abcam.cn/abpromise> or contact our technical team.

Terms and conditions

- Guarantee only valid for products bought direct from Abcam or one of our authorized distributors