



Anti-SCG10 antibody ab21190

[2 References](#) [2 图像](#)

概述

产品名称	Anti-SCG10抗体
描述	山羊多克隆抗体to SCG10
宿主	Goat
经测试应用	适用于: ICC/IF, WB
种属反应性	与反应: Human
免疫原	Synthetic peptide within Human SCG10 aa 1-100 (N terminal). The exact immunogen sequence used to generate this antibody is proprietary information. If additional detail on the immunogen is needed to determine the suitability of the antibody for your needs, please contact our Scientific Support team to discuss your requirements. Database link: Q93045
	 Run BLAST with  Run BLAST with
阳性对照	Human Brain lysate, A431 lysate ICC/IF: HeLa cells
常规说明	<p>The Life Science industry has been in the grips of a reproducibility crisis for a number of years. Abcam is leading the way in addressing this with our range of recombinant monoclonal antibodies and knockout edited cell lines for gold-standard validation. Please check that this product meets your needs before purchasing.</p> <p>If you have any questions, special requirements or concerns, please send us an inquiry and/or contact our Support team ahead of purchase. Recommended alternatives for this product can be found below, along with publications, customer reviews and Q&As</p>

性能

形式	Liquid
存放说明	Shipped at 4°C. Upon delivery aliquot and store at -20°C or -80°C. Avoid repeated freeze / thaw cycles.
存储溶液	pH: 7.30 Preservative: 0.02% Sodium azide Constituents: Tris buffered saline, 0.5% BSA
纯度	Immunogen affinity purified
纯化说明	Purified from goat serum by ammonium sulphate precipitation followed by antigen affinity chromatography using the immunizing peptide.

克隆

多克隆

同种型

IgG

应用

The Abpromise guarantee **Abpromise™**承诺保证使用ab21190于以下的经测试应用

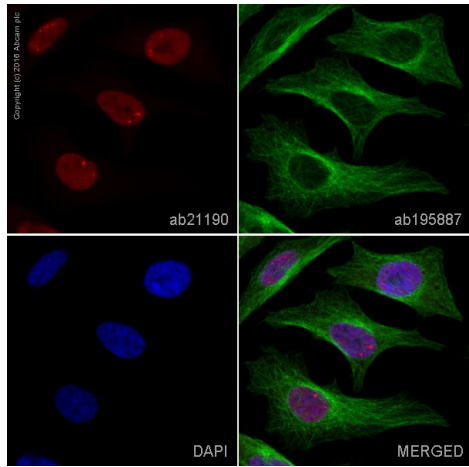
“应用说明”部分 下显示的仅为推荐的起始稀释度;实际最佳的稀释度/浓度应由使用者检定。

应用	Ab评论	说明
ICC/IF		1/100. This product gave a positive signal in HeLa cells fixed with 4% formaldehyde (10 min).
WB		Use a concentration of 0.1 - 1 µg/ml. Predicted molecular weight: 20.8 kDa. A 1 hour primary incubation is recommended for this product.

靶标

功能	Is a key regulator of neurite extension through regulation of microtubule instabilily.
组织特异性	Neuron specific.
序列相似性	Belongs to the stathmin family.
翻译后修饰	Sumoylated.
细胞定位	Cytoplasm. Cytoplasm > perinuclear region. Cell projection > growth cone. Membrane. Cell projection > axon. Associated with punctate structures in the perinuclear cytoplasm, axons, and growth cones of developing neurons. SCG10 exists in both soluble and membrane-bound forms.


图片



Immunocytochemistry/ Immunofluorescence - Anti-SCG10 antibody (ab21190)

Ab211990 staining TAF9 in HeLa cells. The cells were fixed with 4% formaldehyde (10 min), permeabilized with 0.1% Triton X-100 for 5 minutes and then blocked with 1% BSA/10% normal goat serum/0.3M glycine in 0.1% PBS-Tween for 1h. The cells were then incubated overnight at +4°C with **ab211990** at 1/100 dilution (**pseudocolored in red**) and **ab195887**, Mouse monoclonal to alpha Tubulin (Alexa Fluor® 488). Nuclear DNA was labelled with DAPI (shown in blue).

Image was taken with a confocal microscope (Leica-Microsystems, TCS SP8).



Anti-SCG10 antibody (ab21190) at 1 µg/ml + Human Brain lysate
(RIPA buffer, 35µg total protein per lane).

Predicted band size: 20.8 kDa

Primary incubated for 1 hour. Detected by western blot using
chemiluminescence.

Please note: All products are "FOR RESEARCH USE ONLY. NOT FOR USE IN DIAGNOSTIC PROCEDURES"

Our Abpromise to you: Quality guaranteed and expert technical support

- Replacement or refund for products not performing as stated on the datasheet
- Valid for 12 months from date of delivery
- Response to your inquiry within 24 hours
- We provide support in Chinese, English, French, German, Japanese and Spanish
- Extensive multi-media technical resources to help you
- We investigate all quality concerns to ensure our products perform to the highest standards

If the product does not perform as described on this datasheet, we will offer a refund or replacement. For full details of the Abpromise, please visit <https://www.abcam.cn/abpromise> or contact our technical team.

Terms and conditions

- Guarantee only valid for products bought direct from Abcam or one of our authorized distributors