

Anti-SAMD12 antibody ab121831

6 图像

概述

| | |
|-------|---|
| 产品名称 | Anti-SAMD12抗体 |
| 描述 | 兔多克隆抗体to SAMD12 |
| 宿主 | Rabbit |
| 经测试应用 | 适用于: ICC/IF, IHC-P, WB |
| 种属反应性 | 与反应: Human |
| 免疫原 | antigen sequence: LHCGLNPRGI DHPAHAEGIK LQIEGEGVES QSIKNKNFQK VPDQKGTPKR LQAEAETAKS ATVKLSKPVA LWTQQDVCKW LKKHCPNQYQ IYSESF, corresponding to amino acids 6-101 of Human SAMD12 (UniProt ID:Q8N8I0). Run BLAST with Expasy Run BLAST with NCBI |
| 阳性对照 | Human brain tissue |
| 常规说明 | <p>The Life Science industry has been in the grips of a reproducibility crisis for a number of years. Abcam is leading the way in addressing this with our range of recombinant monoclonal antibodies and knockout edited cell lines for gold-standard validation. Please check that this product meets your needs before purchasing.</p> <p>If you have any questions, special requirements or concerns, please send us an inquiry and/or contact our Support team ahead of purchase. Recommended alternatives for this product can be found below, along with publications, customer reviews and Q&As</p> |

性能

| | |
|------|---|
| 形式 | Liquid |
| 存放说明 | Shipped at 4°C. Upon delivery aliquot and store at -20°C. Avoid repeated freeze / thaw cycles. |
| 存储溶液 | pH: 7.20 Preservative: 0.02% Sodium azide Constituents: 59% PBS, 40% Glycerol (glycerin, glycerine) |
| 纯度 | Immunogen affinity purified |
| 克隆 | 多克隆 |
| 同种型 | IgG |

应用

The Abpromise guarantee

Abpromise™承诺保证使用ab121831于以下的经测试应用

“应用说明”部分 下显示的仅为推荐的起始稀释度;实际最佳的稀释度/浓度应由使用者检定。

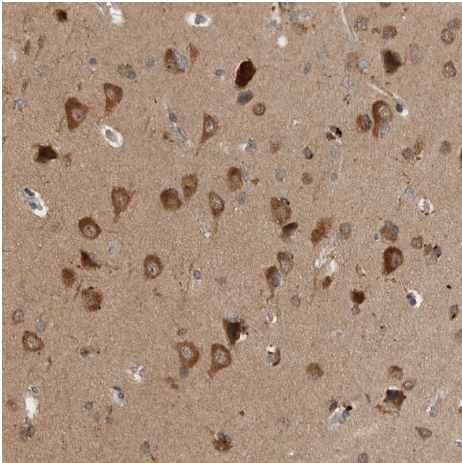
| 应用 | Ab评论 | 说明 |
|--------|------|--|
| ICC/IF | | Use a concentration of 0.25 - 2 µg/ml. |
| IHC-P | | 1/50 - 1/200. Perform heat mediated antigen retrieval with citrate buffer pH 6 before commencing with IHC staining protocol. |
| WB | | Use a concentration of 0.04 - 0.4 µg/ml. |

靶标

序列相似性

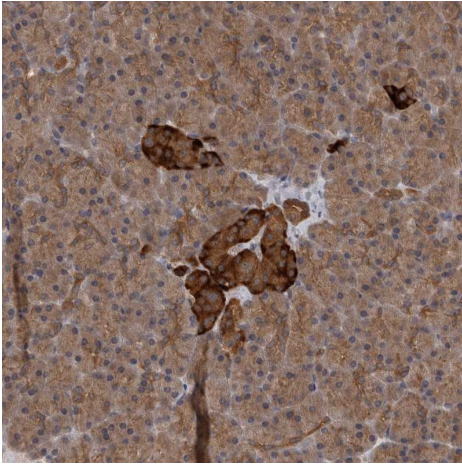
Contains 1 SAM (sterile alpha motif) domain.

图片



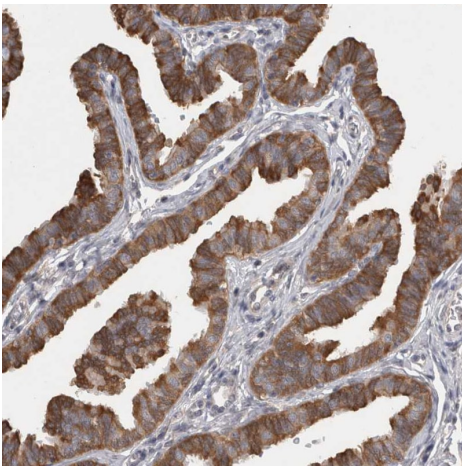
Immunohistochemical analysis of human cerebral cortex tissue labelling SAMD12 using ab121831 at a 1/200 dilution. Cytoplasmic staining observed in human neuronal cells.

Immunohistochemistry (Formalin/PFA-fixed paraffin-embedded sections) - Anti-SAMD12 antibody (ab121831)



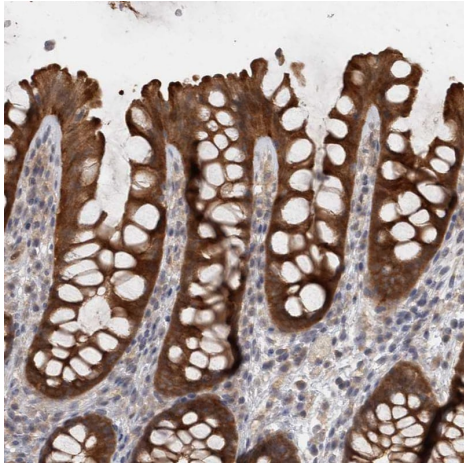
Immunohistochemical analysis of human pancreas tissue labelling SAMD12 using ab121831 at a 1/200 dilution. Cytoplasmic staining observed in human islets of Langerhans.

Immunohistochemistry (Formalin/PFA-fixed paraffin-embedded sections) - Anti-SAMD12 antibody (ab121831)



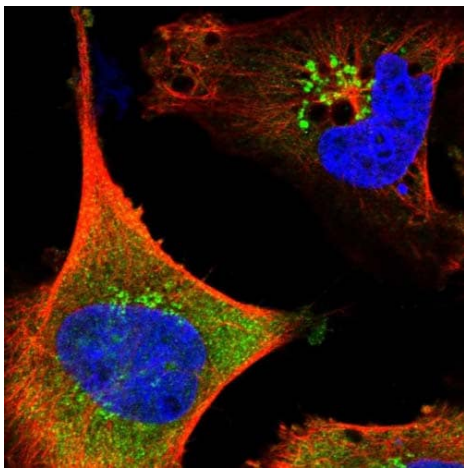
Immunohistochemical analysis of human fallopian tube tissue labelling SAMD12 using ab121831 at a 1/200 dilution. Cytoplasmic staining observed in human glandular cells.

Immunohistochemistry (Formalin/PFA-fixed paraffin-embedded sections) - Anti-SAMD12 antibody (ab121831)



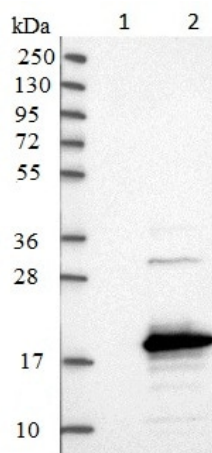
Immunohistochemistry (Formalin/PFA-fixed paraffin-embedded sections) - Anti-SAMD12 antibody (ab121831)

Immunohistochemical analysis of human colon tissue labelling SAMD12 using ab121831 at a 1/200 dilution. Cytoplasmic staining observed in human glandular cells.



Immunocytochemistry/ Immunofluorescence - Anti-SAMD12 antibody (ab121831)

Immunofluorescent staining of Human cell line U-251MG shows positivity in cytoplasm and golgi apparatus. Recommended concentration of ab121831 1-4 µg/ml. Cells treated with PFA/Triton X-100.



Western blot - Anti-SAMD12 antibody (ab121831)

All lanes : Anti-SAMD12 antibody (ab121831) at 1/250 dilution

Lane 1 : Negative control (vector only transfected HEK293T lysate)

Lane 2 : Over expression Lysate (co-expressed with a C terminal myc-DDK tag (~3.1 kDa) in mammalian HEK293T cells)

Please note: All products are "FOR RESEARCH USE ONLY. NOT FOR USE IN DIAGNOSTIC PROCEDURES"

Our Abpromise to you: Quality guaranteed and expert technical support

- Replacement or refund for products not performing as stated on the datasheet
- Valid for 12 months from date of delivery
- Response to your inquiry within 24 hours

- We provide support in Chinese, English, French, German, Japanese and Spanish
- Extensive multi-media technical resources to help you
- We investigate all quality concerns to ensure our products perform to the highest standards

If the product does not perform as described on this datasheet, we will offer a refund or replacement. For full details of the Abpromise, please visit <https://www.abcam.cn/abpromise> or contact our technical team.

Terms and conditions

- Guarantee only valid for products bought direct from Abcam or one of our authorized distributors