

### Anti-S100 antibody [4C4.9] ab4066

★★★★★ [12 Abreviews](#) [76 References](#) [3 图像](#)

#### 概述

|       |   |
|-------|---|
| 产品名称  | Anti-S100抗体[4C4.9]  |
| 描述    | 小鼠单克隆抗体[4C4.9] to S100  |
| 宿主    | Mouse   |
| 经测试应用 | 适用于: IHC-P  |
| 种属反应性 | 与反应: Human  |
| 免疫原   | Full length protein. Purified bovine brain S-100 protein  |
| 阳性对照  | IHC-P: Human Melanoma and skin tissue.  |
| 常规说明  | <p>This product was changed from ascites to tissue culture supernatant on 29/01/2021. Please note that the dilutions may need to be adjusted accordingly. If you have any questions, please do not hesitate to contact our scientific support team.</p> <p>The Life Science industry has been in the grips of a reproducibility crisis for a number of years. Abcam is leading the way in addressing this with our range of recombinant monoclonal antibodies and knockout edited cell lines for gold-standard validation. Please check that this product meets your needs before purchasing.</p> <p>If you have any questions, special requirements or concerns, please send us an inquiry and/or contact our Support team ahead of purchase. Recommended alternatives for this product can be found below, along with publications, customer reviews and Q&amp;As</p> |

#### 性能

|      |   |
|------|---|
| 形式   | Liquid  |
| 存放说明 | Shipped at 4°C. Store at +4°C short term (1-2 weeks). Store at -20°C or -80°C. Avoid freeze / thaw cycle. |
| 存储溶液 | <p>pH: 7.3</p> <p>Preservative: 0.05% Sodium azide</p> <p>Constituent: Tissue culture supernatant</p>     |
| 纯度   | Tissue culture supernatant  |
| 克隆   | 单克隆   |
| 克隆编号 | 4C4.9   |
| 同种型  | IgG2a   |

应用

The Abpromise guarantee      **Abpromise™**承诺保证使用ab4066于以下的经测试应用

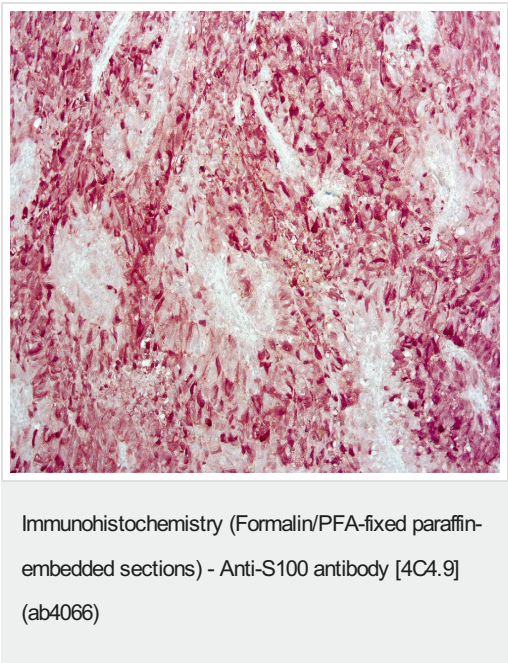
“应用说明”部分 下显示的仅为推荐的起始稀释度;实际最佳的稀释度/浓度应由使用者检定。

| 应用    | Ab评论      | 说明   |
|-------|-----------|--|
| IHC-P | ★★★★★ (4) | 1/10 - 1/50. Antigen retrieval is not essential but may optimise staining. |

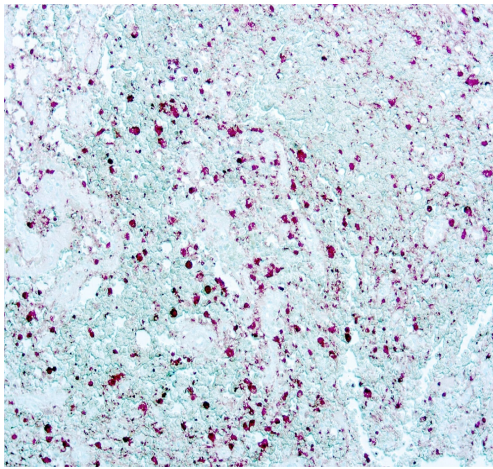
靶标

|       |   |
|-------|---|
| 功能    | Weakly binds calcium but binds zinc very tightly-distinct binding sites with different affinities exist for both ions on each monomer. Physiological concentrations of potassium ion antagonize the binding of both divalent cations, especially affecting high-affinity calcium-binding sites. |
| 组织特异性 | Highly prevalent in heart. Also found in lesser quantities in skeletal muscle and brain.  |
| 序列相似性 | Belongs to the S-100 family.<br>Contains 2 EF-hand domains.   |
| 细胞定位  | Cytoplasm.  |

图片



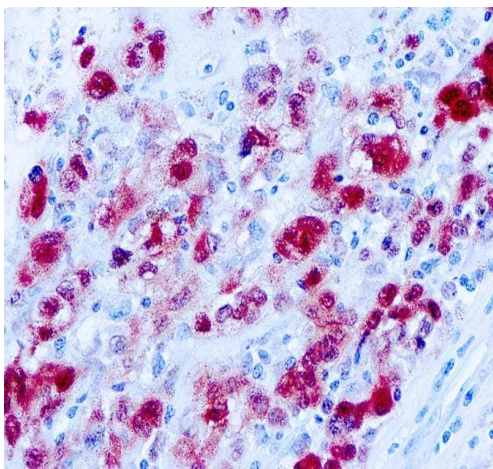
Immunohistochemistry of Formalin fixed paraffin embedded human melanoma tissue sections labeling S100 with ab4066 at 1/100. (x10 magnification).  
  
This image was generated using the ascites version of the product.



Immunohistochemistry of Formalin fixed paraffin embedded human melanoma tissue sections labeling S100 with ab4066 at 1/100. (x10 magnification).

This image was generated using the ascites version of the product.

Immunohistochemistry (Formalin/PFA-fixed paraffin-embedded sections) - Anti-S100 antibody [4C4.9] (ab4066)



Immunohistochemistry of Formalin fixed paraffin embedded human skin labeling S100 with ab4066.

This image was generated using the ascites version of the product.

Immunohistochemistry (Formalin/PFA-fixed paraffin-embedded sections) - Anti-S100 antibody [4C4.9] (ab4066)

**Please note:** All products are "FOR RESEARCH USE ONLY. NOT FOR USE IN DIAGNOSTIC PROCEDURES"

### Our Abpromise to you: Quality guaranteed and expert technical support

- Replacement or refund for products not performing as stated on the datasheet
- Valid for 12 months from date of delivery
- Response to your inquiry within 24 hours

- We provide support in Chinese, English, French, German, Japanese and Spanish
- Extensive multi-media technical resources to help you
- We investigate all quality concerns to ensure our products perform to the highest standards

If the product does not perform as described on this datasheet, we will offer a refund or replacement. For full details of the Abpromise, please visit <https://www.abcam.cn/abpromise> or contact our technical team.

#### **Terms and conditions**

---

- Guarantee only valid for products bought direct from Abcam or one of our authorized distributors