

Anti-RPA32/RPA2 antibody ab10359

[13 References](#) [3 图像](#)

概述

产品名称	Anti-RPA32/RPA2抗体
描述	兔多克隆抗体to RPA32/RPA2
宿主	Rabbit
经测试应用	适用于: WB, IP, IHC-P
种属反应性	与反应: Mouse, Human 预测可用于: Rabbit, Horse, Pig, Chimpanzee, Rhesus monkey, Gorilla, Bat, Elephant 
免疫原	Synthetic peptide corresponding to Human RPA32/RPA2 aa 200 to the C-terminus (C terminal). Database link: P15927
常规说明	<p>The Life Science industry has been in the grips of a reproducibility crisis for a number of years. Abcam is leading the way in addressing this with our range of recombinant monoclonal antibodies and knockout edited cell lines for gold-standard validation. Please check that this product meets your needs before purchasing.</p> <p>If you have any questions, special requirements or concerns, please send us an inquiry and/or contact our Support team ahead of purchase. Recommended alternatives for this product can be found below, along with publications, customer reviews and Q&As</p>

性能

形式	Liquid
存放说明	Shipped at 4°C. Upon delivery aliquot and store at -20°C. Avoid freeze / thaw cycles.
存储溶液	pH: 7 Preservative: 0.1% Sodium azide Constituents: 0.021% PBS, 1.764% Sodium citrate, 1.815% Tris
纯度	Immunogen affinity purified
克隆	多克隆
同种型	IgG

应用

The Abpromise guarantee

Abpromise™ 承诺保证使用ab10359于以下的经测试应用

“应用说明”部分 下显示的仅为推荐的起始稀释度;实际最佳的稀释度/浓度应由使用者检定。

应用	Ab评论	说明
WB		1/500 - 1/2500. Detects a band of approximately 32 kDa (predicted molecular weight: 32 kDa).
IP		Use at an assay dependent concentration.
IHC-P		Use at an assay dependent concentration.

靶标

功能

Required for DNA recombination, repair and replication. The activity of RP-A is mediated by single-stranded DNA binding and protein interactions.

Functions as component of the alternative replication protein A complex (aRPA). aRPA binds single-stranded DNA and probably plays a role in DNA repair; it does not support chromosomal DNA replication and cell cycle progression through S-phase. In vitro, aRPA cannot promote efficient priming by DNA polymerase alpha but supports DNA polymerase delta synthesis in the presence of PCNA and replication factor C (RFC), the dual incision/excision reaction of nucleotide excision repair and RAD51-dependent strand exchange.

翻译后修饰

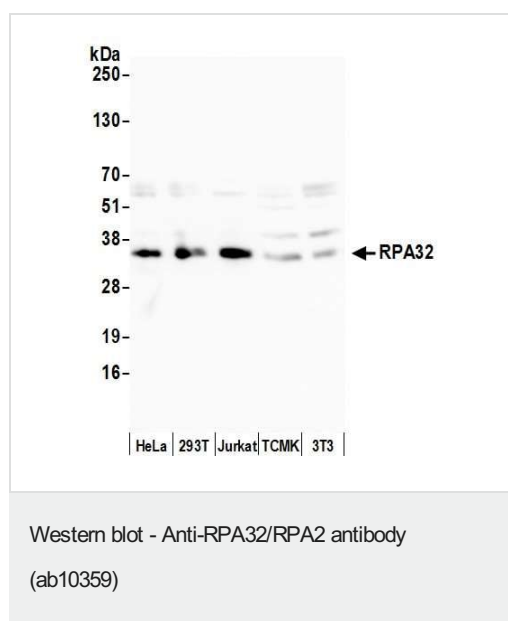
Phosphorylated in a cell-cycle-dependent manner (from the S phase until mitosis).

Phosphorylated by ATR upon DNA damage, which promotes its translocation to nuclear foci. Can be phosphorylated in vitro by PRKDC/DNA-PK in the presence of Ku and DNA, and by CDK1.

细胞定位

Nucleus. Nucleus > PML body. Also present in PML nuclear bodies. Redistributes to discrete nuclear foci upon DNA damage.

图片



All lanes : Anti-RPA32/RPA2 antibody (ab10359) at 0.1 μ g/ml

Lane 1 : HeLa whole cell lysate

Lane 2 : HEK293T whole cell lysate

Lane 3 : Jurkat whole cell lysate

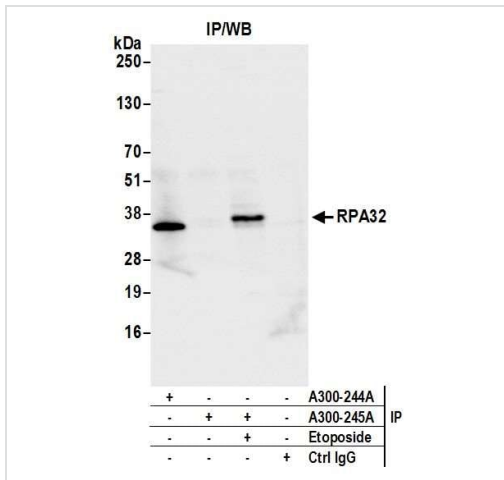
Lane 4 : Mouse TCMK-1 whole cell lysate

Lane 5 : Mouse NIH 3T3 whole cell lysate

Lysates/proteins at 5 μ g per lane.

Predicted band size: 32 kDa

Exposure time: 10 seconds

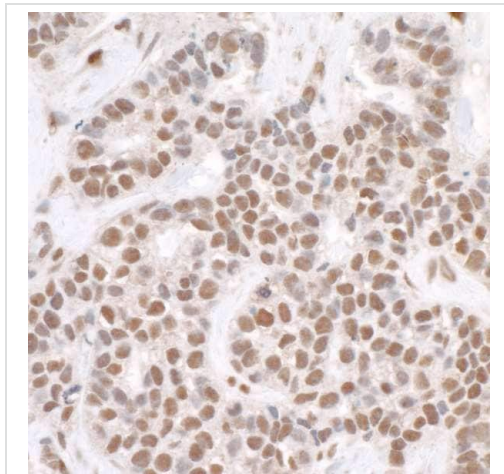


Immunoprecipitation - Anti-RPA32/RPA2 antibody (ab10359)

HeLa whole cell lysate cells treated with 100 μ M etoposide for 4 hours (+) or mock treated (-).

Affinity purified rabbit anti-RPA32 antibody (3 μ g) and rabbit anti-Phospho RPA32 antibody (1/100 dilution) were used.

Detection: Chemiluminescence



Immunohistochemistry (Formalin/PFA-fixed paraffin-embedded sections) - Anti-RPA32/RPA2 antibody (ab10359)

Immunohistochemistry (Formalin/PFA-fixed paraffin-embedded sections) analysis of human breast carcinoma tissue labelling RPA32/RPA2 with ab10359 at 1/5000 (0.2 μ g/ml). Detection: DAB.

Please note: All products are "FOR RESEARCH USE ONLY. NOT FOR USE IN DIAGNOSTIC PROCEDURES"

Our Abpromise to you: Quality guaranteed and expert technical support

- Replacement or refund for products not performing as stated on the datasheet
- Valid for 12 months from date of delivery
- Response to your inquiry within 24 hours
- We provide support in Chinese, English, French, German, Japanese and Spanish
- Extensive multi-media technical resources to help you
- We investigate all quality concerns to ensure our products perform to the highest standards

If the product does not perform as described on this datasheet, we will offer a refund or replacement. For full details of the Abpromise, please visit <https://www.abcam.cn/abpromise> or contact our technical team.

Terms and conditions

- Guarantee only valid for products bought direct from Abcam or one of our authorized distributors