


# Anti-RAG2 antibody ab95955

**2 References**   **3 图像**

### 概述

产品名称	Anti-RAG2抗体
描述	兔多克隆抗体to RAG2
宿主	Rabbit
经测试应用	适用于: WB, IHC-P, ICC/IF
种属反应性	与反应: Human 预测可用于: Mouse, Rat, Rabbit, Cow, Pig 
免疫原	Recombinant fragment, corresponding to a region within amino acids 271 - 519 of Human RAG2 (UniProt ID: P55895).
阳性对照	WB: MOLT4 whole cell lysate ICC/IF: Hela cell IHC-P: DLD1 Xenograft Others: 293T, A431, H1299, HeLa, HepG2 and Raji cells
常规说明	<p>The Life Science industry has been in the grips of a reproducibility crisis for a number of years. Abcam is leading the way in addressing this with our range of recombinant monoclonal antibodies and knockout edited cell lines for gold-standard validation. Please check that this product meets your needs before purchasing.</p> <p>If you have any questions, special requirements or concerns, please send us an inquiry and/or contact our Support team ahead of purchase. Recommended alternatives for this product can be found below, along with publications, customer reviews and Q&amp;As</p>

### 性能

形式	Liquid
存放说明	Shipped at 4°C. Upon delivery aliquot and store at -20°C. Avoid repeated freeze / thaw cycles.
存储溶液	pH: 7.00 Preservative: 0.01% Thimerosal (merthiolate) Constituents: 1.21% Tris, 0.75% Glycine, 10% Glycerol (glycerin, glycerine)
纯度	Immunogen affinity purified
克隆	多克隆
同种型	IgG

### 应用

## The Abpromise guarantee

**Abpromise™** 承诺保证使用ab95955于以下的经测试应用

“应用说明”部分 下显示的仅为推荐的起始稀释度;实际最佳的稀释度/浓度应由使用者检定。

应用	Ab评论	说明
WB		1/500 - 1/3000. Predicted molecular weight: 59 kDa.
IHC-P		1/100 - 1/500.
ICC/IF		1/100 - 1/200.

## 靶标

### 功能

Core component of the RAG complex, a multiprotein complex that mediates the DNA cleavage phase during V(D)J recombination. V(D)J recombination assembles a diverse repertoire of immunoglobulin and T-cell receptor genes in developing B and T lymphocytes through rearrangement of different V (variable), in some cases D (diversity), and J (joining) gene segments. DNA cleavage by the RAG complex occurs in 2 steps: a first nick is introduced in the top strand immediately upstream of the heptamer, generating a 3'-hydroxyl group that can attack the phosphodiester bond on the opposite strand in a direct transesterification reaction, thereby creating 4 DNA ends: 2 hairpin coding ends and 2 blunt, 5'-phosphorylated ends. The chromatin structure plays an essential role in the V(D)J recombination reactions and the presence of histone H3 trimethylated at 'Lys-4' (H3K4me3) stimulates both the nicking and hairpinning steps. The RAG complex also plays a role in pre-B cell allelic exclusion, a process leading to expression of a single immunoglobulin heavy chain allele to enforce clonality and monospecific recognition by the B-cell antigen receptor (BCR) expressed on individual B lymphocytes. The introduction of DNA breaks by the RAG complex on one immunoglobulin allele induces ATM-dependent repositioning of the other allele to pericentromeric heterochromatin, preventing accessibility to the RAG complex and recombination of the second allele. In the RAG complex, RAG2 is not the catalytic component but is required for all known catalytic activities mediated by RAG1. It probably acts as a sensor of chromatin state that recruits the RAG complex to H3K4me3.

### 组织特异性

Cells of the B- and T-lymphocyte lineages.

### 疾病相关

Defects in RAG2 are a cause of combined cellular and humoral immune defects with granulomas (CHIDG) [MIM:233650]. CHIDG is an immunodeficiency disease with granulomas in the skin, mucous membranes, and internal organs. Other characteristics include hypogammaglobulinemia, a diminished number of T and B cells, and sparse thymic tissue on ultrasonography. Defects in RAG2 are a cause of severe combined immunodeficiency autosomal recessive T-cell-negative/B-cell-negative/NK-cell-positive (T(-)B(-)NK(+)) SCID [MIM:601457]. A form of severe combined immunodeficiency (SCID), a genetically and clinically heterogeneous group of rare congenital disorders characterized by impairment of both humoral and cell-mediated immunity, leukopenia, and low or absent antibody levels. Patients present in infancy recurrent, persistent infections by opportunistic organisms. The common characteristic of all types of SCID is absence of T-cell-mediated cellular immunity due to a defect in T-cell development. Defects in RAG2 are a cause of Omenn syndrome (OS) [MIM:603554]. OS is a severe immunodeficiency characterized by the presence of activated, anergic, oligoclonal T-cells, hypereosinophilia, and high IgE levels.

### 序列相似性

Belongs to the RAG2 family.  
Contains 1 PHD-type zinc finger.

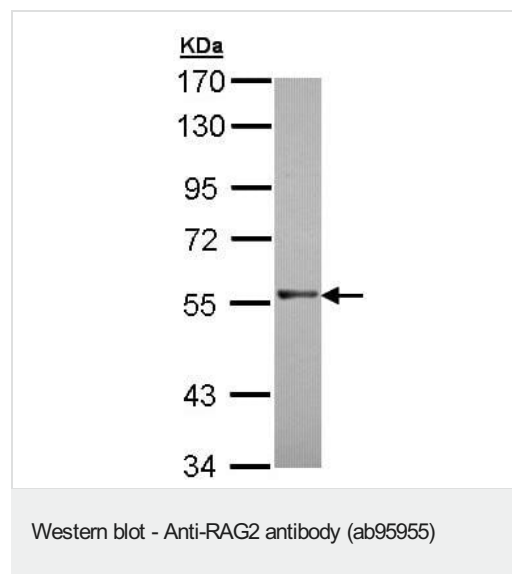
## 结构域

The atypical PHD-type zinc finger recognizes and binds histone H3 trimethylated on 'Lys-4' (H3K4me3). The presence Tyr-445 instead of a carboxylate in classical PHD-type zinc fingers results in an enhanced binding to H3K4me3 in presence of dimethylated on 'Arg-2' (H3R2me2) rather than inhibited. The atypical PHD-type zinc finger also binds various phosphoinositides, such as phosphatidylinositol-3,4-bisphosphate binding (PtdIns(3,4)P2), phosphatidylinositol-3,5-bisphosphate binding (PtdIns(3,5)P2), phosphatidylinositol-4,5-bisphosphate (PtdIns(4,5)P2) and phosphatidylinositol-3,4,5-trisphosphate binding (PtdIns(3,4,5)P3).

## 细胞定位

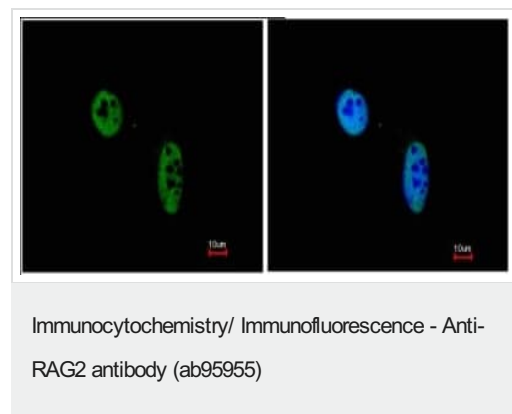
Nucleus.

## 图片



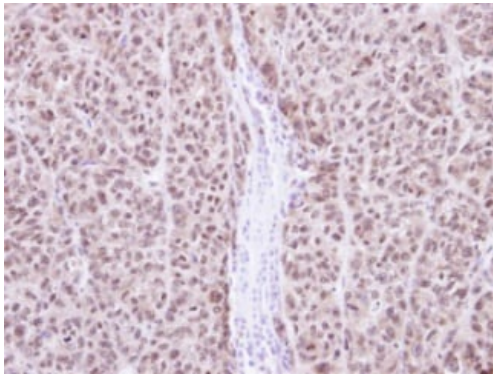
Anti-RAG2 antibody (ab95955) at 1/1000 dilution + MOLT4 whole cell lysate at 30 µg

**Predicted band size: 59 kDa**



ab95955, at a 1/200 dilution, staining RAG2 in paraformaldehyde fixed HeLa by Immunofluorescence analysis.

The image on the right was co-stained using Hoechst 33342.



Immunohistochemistry (Formalin/PFA-fixed paraffin-embedded sections) - Anti-RAG2 antibody (ab95955)

ab95955, at a 1/100 dilution, staining RAG2 in paraffin embedded DLD1 Xenograft by Immunohistochemistry.

**Please note:** All products are "FOR RESEARCH USE ONLY. NOT FOR USE IN DIAGNOSTIC PROCEDURES"

#### Our Abpromise to you: Quality guaranteed and expert technical support

---

- Replacement or refund for products not performing as stated on the datasheet
- Valid for 12 months from date of delivery
- Response to your inquiry within 24 hours
- We provide support in Chinese, English, French, German, Japanese and Spanish
- Extensive multi-media technical resources to help you
- We investigate all quality concerns to ensure our products perform to the highest standards

If the product does not perform as described on this datasheet, we will offer a refund or replacement. For full details of the Abpromise, please visit <https://www.abcam.cn/abpromise> or contact our technical team.

#### Terms and conditions

---

- Guarantee only valid for products bought direct from Abcam or one of our authorized distributors