

Anti-Prohibitin antibody [PHB/1882] ab224657

4 图像

概述

产品名称	Anti-Prohibitin抗体[PHB/1882]
描述	小鼠单克隆抗体[PHB/1882] to Prohibitin
宿主	Mouse
经测试应用	适用于: WB, IHC-P
种属反应性	与反应: Human
免疫原	Recombinant fragment within Human Prohibitin aa 167-261. The exact sequence is proprietary. Database link: P35232
阳性对照	IHC-P: Human liver tissue; WB: Ramos, HEK-293, HepG2, Jurkat, A549, K562, A431, and MCF7 cell lysates. Human liver tissue lysate.
常规说明	<p>The Life Science industry has been in the grips of a reproducibility crisis for a number of years. Abcam is leading the way in addressing this with our range of recombinant monoclonal antibodies and knockout edited cell lines for gold-standard validation. Please check that this product meets your needs before purchasing.</p> <p>If you have any questions, special requirements or concerns, please send us an inquiry and/or contact our Support team ahead of purchase. Recommended alternatives for this product can be found below, along with publications, customer reviews and Q&As</p>

性能

形式	Liquid
存放说明	Shipped at 4°C. Store at +4°C short term (1-2 weeks). Upon delivery aliquot. Store at -20°C long term. Avoid freeze / thaw cycle.
存储溶液	pH: 7.2 Preservative: 0.05% Sodium azide Constituents: 0.05% BSA, PBS
纯度	Protein A/G purified
纯化说明	Purified from bioreactor concentrate.
克隆	单克隆
克隆编号	PHB/1882
同种型	IgG1

轻链类型

kappa

应用

The Abpromise guarantee

Abpromise™承诺保证使用ab224657于以下的经测试应用

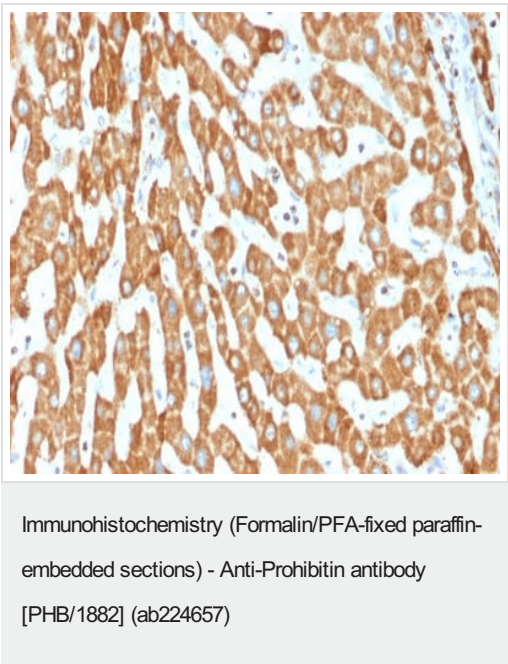
“应用说明”部分 下显示的仅为推荐的起始稀释度;实际最佳的稀释度/浓度应由使用者检定。

应用	Ab评论	说明
WB		Use a concentration of 1 - 2 µg/ml. Predicted molecular weight: 30 kDa.
IHC-P		Use a concentration of 1 - 2 µg/ml. Perform heat mediated antigen retrieval with Tris/EDTA buffer pH 9.0 before commencing with IHC staining protocol.

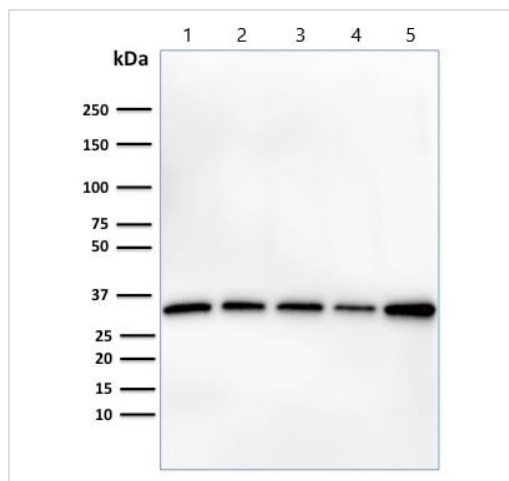
靶标

功能	Prohibitin inhibits DNA synthesis. It has a role in regulating proliferation. As yet it is unclear if the protein or the mRNA exhibits this effect. May play a role in regulating mitochondrial respiration activity and in aging.
组织特异性	Widely expressed in different tissues.
序列相似性	Belongs to the prohibitin family.
发展阶段	Levels of expression in fibroblasts decrease heterogeneously during cellular aging.
细胞定位	Mitochondrion inner membrane.

图片



Formalin-fixed, paraffin-embedded human liver tissue stained for Prohibitin with ab224657 at 2 µg/ml in immunohistochemical analysis.



Western blot - Anti-Prohibitin antibody [PHB/1882]
(ab224657)

All lanes : Anti-Prohibitin antibody [PHB/1882] (ab224657) at 2 $\mu\text{g/ml}$

Lane 1 : Ramos (human Burkitt's lymphoma cell line) whole cell lysate


Lane 2 : HEK-293 (human epithelial cell line from embryonic kidney) whole cell lysate

Lane 3 : K562 (human chronic myelogenous leukemia cell line from bone marrow) whole cell lysate

Lane 4 : Jurkat (human T cell leukemia cell line from peripheral blood) whole cell lysate

Lane 5 : HepG2 (human liver hepatocellular carcinoma cell line) whole cell lysate


Predicted band size: 30 kDa



Western blot - Anti-Prohibitin antibody [PHB/1882]
(ab224657)

Anti-Prohibitin antibody [PHB/1882] (ab224657) at 2 $\mu\text{g/ml}$ +
Human liver tissue lysate

Predicted band size: 30 kDa



Western blot - Anti-Prohibitin antibody [PHB/1882]
(ab224657)

All lanes : Anti-Prohibitin antibody [PHB/1882] (ab224657) at 1 µg/ml

Lane 1 : A549 (human lung carcinoma cell line) cell lysate

Lane 2 : K562 (human chronic myelogenous leukemia cell line from bone marrow) cell lysate

Lane 3 : A431 (human epidermoid carcinoma cell line) cell lysate

Lane 4 : MCF7 (human breast adenocarcinoma cell line) cell lysate

Developed using the ECL technique.

Predicted band size: 30 kDa

Please note: All products are "FOR RESEARCH USE ONLY. NOT FOR USE IN DIAGNOSTIC PROCEDURES"

Our Abpromise to you: Quality guaranteed and expert technical support

- Replacement or refund for products not performing as stated on the datasheet
- Valid for 12 months from date of delivery
- Response to your inquiry within 24 hours
- We provide support in Chinese, English, French, German, Japanese and Spanish
- Extensive multi-media technical resources to help you
- We investigate all quality concerns to ensure our products perform to the highest standards

If the product does not perform as described on this datasheet, we will offer a refund or replacement. For full details of the Abpromise, please visit <https://www.abcam.cn/abpromise> or contact our technical team.

Terms and conditions

- Guarantee only valid for products bought direct from Abcam or one of our authorized distributors