


# Anti-PPP2R3A antibody ab218165

## 2 图像

### 概述

---

产品名称	Anti-PPP2R3A抗体
描述	兔多克隆抗体to PPP2R3A
宿主	Rabbit
经测试应用	适用于: IHC-P, WB
种属反应性	与反应: Mouse, Rat 预测可用于: Human 
免疫原	Synthetic peptide within Human PPP2R3A aa 830-880 conjugated to keyhole limpet haemocyanin. The exact sequence is proprietary. Database link: <a href="#">Q06190</a>
阳性对照	Rat lung tissue; mouse heart lysates.
常规说明	<p>The Life Science industry has been in the grips of a reproducibility crisis for a number of years. Abcam is leading the way in addressing this with our range of recombinant monoclonal antibodies and knockout edited cell lines for gold-standard validation. Please check that this product meets your needs before purchasing.</p> <p>If you have any questions, special requirements or concerns, please send us an inquiry and/or contact our Support team ahead of purchase. Recommended alternatives for this product can be found below, along with publications, customer reviews and Q&amp;As</p>

### 性能

---

形式	Liquid
存放说明	Shipped at 4°C. Store at +4°C short term (1-2 weeks). Upon delivery aliquot. Store at -20°C long term. Avoid freeze / thaw cycle.
存储溶液	pH: 7.40 Preservative: 0.02% Proclin 300 Constituents: 50% Glycerol (glycerin, glycerine), 1% BSA, 48.98% TBS, 1X
纯度	Protein A purified
克隆	多克隆
同种型	IgG

## 应用

### The Abpromise guarantee

**Abpromise™** 承诺保证使用 ab218165 于以下的经测试应用

“应用说明”部分 下显示的仅为推荐的起始稀释度;实际最佳的稀释度/浓度应由使用者检定。

应用	Ab评论	说明
IHC-P		1/100 - 1/500.
WB		1/100 - 1/1000. Predicted molecular weight: 130 kDa.

## 靶标

### 功能

The B regulatory subunit might modulate substrate selectivity and catalytic activity, and also might direct the localization of the catalytic enzyme to a particular subcellular compartment.

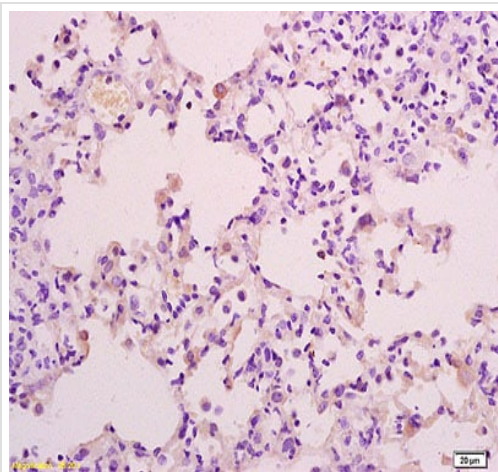
### 组织特异性

Expressed in heart, brain, placenta, lung, muscle and kidney.

### 序列相似性

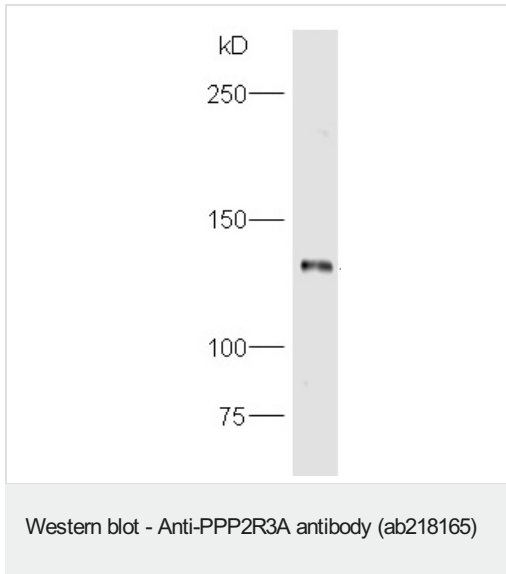
Contains 2 EF-hand domains.

## 图片



Immunohistochemical analysis of formalin-fixed, paraffin-embedded rat lung tissue labeling PPP2R3A with ab218165 at 1/200 dilution, followed by conjugation to the secondary antibody and DAB staining.

Immunohistochemistry (Formalin/PFA-fixed paraffin-embedded sections) - Anti-PPP2R3A antibody (ab218165)



Anti-PPP2R3A antibody (ab218165) at 1/300 dilution + mouse heart lysate

**Secondary**

Goat Anti-Rabbit IgG Antibody (H+L), HRP at 1/5000 dilution

**Predicted band size:** 130 kDa

**Please note:** All products are "FOR RESEARCH USE ONLY. NOT FOR USE IN DIAGNOSTIC PROCEDURES"

**Our Abpromise to you: Quality guaranteed and expert technical support**

---

- Replacement or refund for products not performing as stated on the datasheet
- Valid for 12 months from date of delivery
- Response to your inquiry within 24 hours
  
- We provide support in Chinese, English, French, German, Japanese and Spanish
- Extensive multi-media technical resources to help you
- We investigate all quality concerns to ensure our products perform to the highest standards

If the product does not perform as described on this datasheet, we will offer a refund or replacement. For full details of the Abpromise, please visit <https://www.abcam.cn/abpromise> or contact our technical team.

**Terms and conditions**

---

- Guarantee only valid for products bought direct from Abcam or one of our authorized distributors