


### Anti-PNUTS antibody ab70248

#### 2 图像

#### 概述

产品名称	Anti-PNUTS抗体
描述	兔多克隆抗体to PNUTS
宿主	Rabbit
经测试应用	适用于: WB, IP
种属反应性	与反应: Human 预测可用于: Mouse, Rat, Horse, Guinea pig, Cow, Dog, Pig, Xenopus laevis, Chimpanzee, Zebrafish, Rhesus monkey, Gorilla, Tilapia, Orangutan, Medaka fish 
免疫原	Other Immunogen Type corresponding to PNUTS (C terminal). A region between residue 900 and the C-terminus (residue 940) of human PNUTS.
阳性对照	Nuclear extract of Hela cells
常规说明	<p>The Life Science industry has been in the grips of a reproducibility crisis for a number of years. Abcam is leading the way in addressing this with our range of recombinant monoclonal antibodies and knockout edited cell lines for gold-standard validation. Please check that this product meets your needs before purchasing.</p> <p>If you have any questions, special requirements or concerns, please send us an inquiry and/or contact our Support team ahead of purchase. Recommended alternatives for this product can be found below, along with publications, customer reviews and Q&amp;As</p>

#### 性能

形式	Liquid
存放说明	Shipped at 4°C. Upon delivery aliquot and store at -20°C. Avoid freeze / thaw cycles.
存储溶液	pH: 7 Preservative: 0.09% Sodium azide Constituents: 1.815% Tris, 1.764% Sodium citrate, 0.021% PBS
纯度	Immunogen affinity purified
纯化说明	Antibody was affinity purified using an epitope specific to PNUTS immobilized on solid support.
克隆	多克隆
同种型	IgG

应用

**The Abpromise guarantee**      **Abpromise™**承诺保证使用ab70248于以下的经测试应用

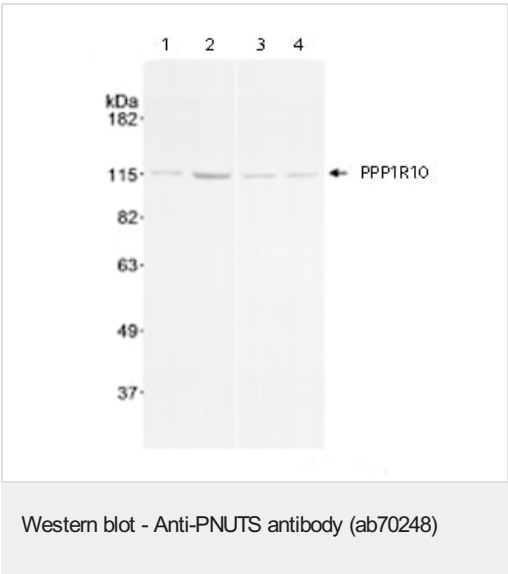
“应用说明”部分 下显示的仅为推荐的起始稀释度;实际最佳的稀释度/浓度应由使用者检定。

应用	Ab评论	说明
WB		1/1000 - 1/5000. Detects a band of approximately 115 kDa (predicted molecular weight: 99 kDa).
IP		Use at 1-10 µg/mg of lysate.

靶标

功能	Scaffold protein which mediates the formation of the PTW/PP1 phosphatase complex by providing a binding platform to each component of the complex. The PTW/PP1 phosphatase complex plays a role in the control of chromatin structure and cell cycle progression during the transition from mitosis into interphase. Mediates interaction of WDR82 and PPP1CA. Inhibitor of PPP1CA and PPP1CC phosphatase activities. Has inhibitory activity on PPP1CA only when phosphorylated. Binds to mRNA, single-stranded DNA (ssDNA), poly(A) and poly(G) homopolymers.
组织特异性	Expressed in heart, brain, placenta, lung, liver, skeletal muscle, kidney and pancreas.
序列相似性	Contains 1 C3H1-type zinc finger. Contains 1 TFIIIS N-terminal domain.
翻译后修饰	Phosphorylated on Ser-398 by PKA within the region necessary for interaction with PPP1CA.
细胞定位	Nucleus. Found in discrete nucleoplasmic bodies and within nucleoli. Associates with chromatin during interphase, excluded from condensed chromosomes during early mitosis and is reloaded onto chromosomes at the late telophase (By similarity).

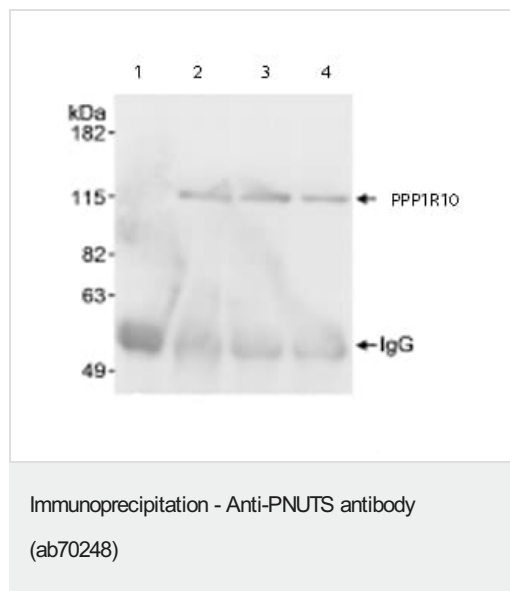
图片



**Lanes 1-2 :** Anti-PNUTS antibody (ab70248) at 1 µg/ml  
**Lanes 3-4 :** Anti-PNUTS antibody (ab70248) at 0.2 µg/ml

**Lanes 1 & 3 :** Nuclear extracts from HeLa cells at 15 µg  
**Lanes 2 & 4 :** Nuclear extracts from HeLa cells at 45 µg

**Predicted band size:** 99 kDa  
**Observed band size:** 115 kDa



Immunoprecipitation/ Western Blot of PNUTS.

Sample: Nuclear extract from Hela cells lysate at 100µg for IP.

Lane 1: Another antibody which recognizes a different epitope of PNUTS.

Lane 2: Another antibody which recognizes a different epitope of PNUTS.

Lane 3: Another antibody which recognizes a different epitope of PNUTS.

Lane 4: ab70248 at 1µg/100µg nuclear extract.

Detection: Chemiluminescence with exposure times of 3 seconds.

**Please note:** All products are "FOR RESEARCH USE ONLY. NOT FOR USE IN DIAGNOSTIC PROCEDURES"

### Our Abpromise to you: Quality guaranteed and expert technical support

- Replacement or refund for products not performing as stated on the datasheet
- Valid for 12 months from date of delivery
- Response to your inquiry within 24 hours
- We provide support in Chinese, English, French, German, Japanese and Spanish
- Extensive multi-media technical resources to help you
- We investigate all quality concerns to ensure our products perform to the highest standards

If the product does not perform as described on this datasheet, we will offer a refund or replacement. For full details of the Abpromise, please visit <https://www.abcam.cn/abpromise> or contact our technical team.

### Terms and conditions

- Guarantee only valid for products bought direct from Abcam or one of our authorized distributors