




Anti-PNR antibody ab16243

1 图像

概述

产品名称	Anti-PNR抗体
描述	兔多克隆抗体to PNR
宿主	Rabbit
经测试应用	适用于: WB
种属反应性	与反应: Rat 预测可用于: Mouse, Chicken 
免疫原	Synthetic peptide corresponding to Human PNR aa 392-410. Sequence: RKTIGNTPMEKLLCDMFKN (Peptide available as ab39787) <div>  Run BLAST with  Run BLAST with </div>
阳性对照	WB: Whole Rat eye extracts.
常规说明	<p>The Life Science industry has been in the grips of a reproducibility crisis for a number of years. Abcam is leading the way in addressing this with our range of recombinant monoclonal antibodies and knockout edited cell lines for gold-standard validation. Please check that this product meets your needs before purchasing.</p> <p>If you have any questions, special requirements or concerns, please send us an inquiry and/or contact our Support team ahead of purchase. Recommended alternatives for this product can be found below, along with publications, customer reviews and Q&As</p>

性能

形式	Liquid
存放说明	Shipped at 4°C. Store at +4°C short term (1-2 weeks). Upon delivery aliquot. Store at -20°C. Avoid freeze / thaw cycle.
存储溶液	Preservative: 0.05% Sodium azide Constituents: PBS, 0.1% BSA
纯度	Immunogen affinity purified
克隆	多克隆
同种型	IgG

应用

The Abpromise guarantee

Abpromise™承诺保证使用ab16243于以下的经测试应用


“应用说明”部分 下显示的仅为推荐的起始稀释度;实际最佳的稀释度/浓度应由使用者检定。

应用	Ab评论	说明
WB		Use a concentration of 2 µg/ml. Detects a band of approximately 42 kDa (predicted molecular weight: 38 kDa).

靶标

功能	Orphan receptor. Ligands are likely small molecules, either sharing some similarities with trace amine as, e.g. derivatives of indolamines (such as 5-methoxytryptamine) or of phenylethylamines (such as phenylethanolamine) or being any kind of metabolite of amino acids or biogenic amine neurotransmitters.
组织特异性	Expressed almost exclusively in skeletal muscle and selected areas of the brain, such amygdala, hippocampus, caudate nucleus, thalamus and hypothalamus. Weak expression is also find in substantia nigra.
序列相似性	Belongs to the G-protein coupled receptor 1 family.
细胞定位	Cell membrane.

图片



ab16243 at 2ug/ml detecting PNR in rat eye extract by western blot

Please note: All products are "FOR RESEARCH USE ONLY. NOT FOR USE IN DIAGNOSTIC PROCEDURES"

Our Abpromise to you: Quality guaranteed and expert technical support

- Replacement or refund for products not performing as stated on the datasheet
- Valid for 12 months from date of delivery
- Response to your inquiry within 24 hours
- We provide support in Chinese, English, French, German, Japanese and Spanish
- Extensive multi-media technical resources to help you
- We investigate all quality concerns to ensure our products perform to the highest standards

If the product does not perform as described on this datasheet, we will offer a refund or replacement. For full details of the Abpromise, please visit <https://www.abcam.cn/abpromise> or contact our technical team.

Terms and conditions

- Guarantee only valid for products bought direct from Abcam or one of our authorized distributors