


Anti-Plexin B1 antibody ab39717

★★★★★ [2 Abreviews](#) [3 References](#) [2 图像](#)

概述

产品名称	Anti-Plexin B1抗体
描述	兔多克隆抗体to Plexin B1
宿主	Rabbit
特异性	PLexin B1 is readily cleaved at the intra- extra- cellular boundary (circa aa.1305/1306) likely giving rise to the several different band sizes routinely observed in WB, depending on the isoform that has been cleaved.
经测试应用	适用于: IHC-FoFr, WB
种属反应性	与反应: Mouse, Rat 预测可用于: Human 
免疫原	Synthetic peptide conjugated to KLH derived from within residues 300 - 400 of Human Plexin B1. 参阅Abcam的专有抗源政策(Peptide available as ab41062 .)
阳性对照	WB: Mouse and rat liver tissue lysates.
常规说明	<p>The Life Science industry has been in the grips of a reproducibility crisis for a number of years. Abcam is leading the way in addressing this with our range of recombinant monoclonal antibodies and knockout edited cell lines for gold-standard validation. Please check that this product meets your needs before purchasing.</p> <p>If you have any questions, special requirements or concerns, please send us an inquiry and/or contact our Support team ahead of purchase. Recommended alternatives for this product can be found below, along with publications, customer reviews and Q&As</p>

性能

形式	Liquid
存放说明	Shipped at 4°C. Store at +4°C short term (1-2 weeks). Upon delivery aliquot. Store at -20°C or -80°C. Avoid freeze / thaw cycle.
存储溶液	pH: 7.40 Preservative: 0.02% Sodium azide Constituent: PBS
	Batches of this product that have a concentration < 1mg/ml may have BSA added as a stabilising agent. If you would like information about the formulation of a specific lot, please contact our

	scientific support team who will be happy to help.
纯度	Immunogen affinity purified
克隆	多克隆
同种型	IgG

应用

The Abpromise guarantee **Abpromise™**承诺保证使用ab39717于以下的经测试应用

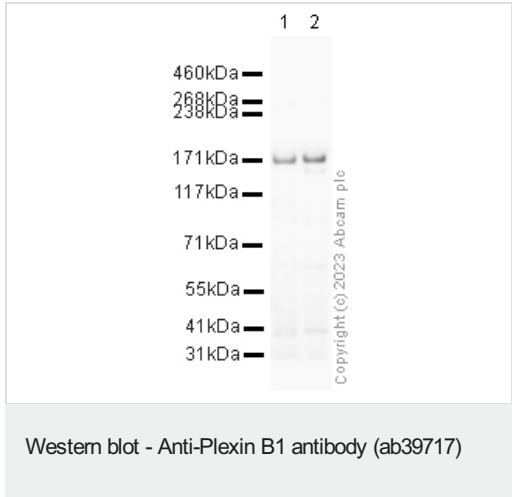
“应用说明”部分 下显示的仅为推荐的起始稀释度;实际最佳的稀释度/浓度应由使用者检定。

应用	Ab评论	说明
IHC-FoFr		1/1000.
WB		Use a concentration of 1 µg/ml. Detects a band of approximately 171 kDa (predicted molecular weight: 233 kDa).

靶标

功能	Receptor for SEMA4D. Plays a role in RHOA activation and subsequent changes of the actin cytoskeleton. Plays a role in axon guidance, invasive growth and cell migration.
组织特异性	Highly expressed in fetal kidney, and at slightly lower levels in fetal brain, lung and liver.
序列相似性	Belongs to the plexin family. Contains 3 IPT/TIG domains. Contains 1 Sema domain.
翻译后修饰	Phosphorylated on tyrosine residues by ERBB2 and MET upon SEMA4D binding. Proteolytic processing favors heterodimerization with PLXNB2 and SEMA4D binding.
细胞定位	Secreted and Cell membrane.

图片



All lanes : Anti-Plexin B1 antibody (ab39717) at 1 µg/ml

Lane 1 : Mouse liver tissue lysate

Lane 2 : Rat liver tissue lysate

Lysates/proteins at 10 µg per lane.

Secondary

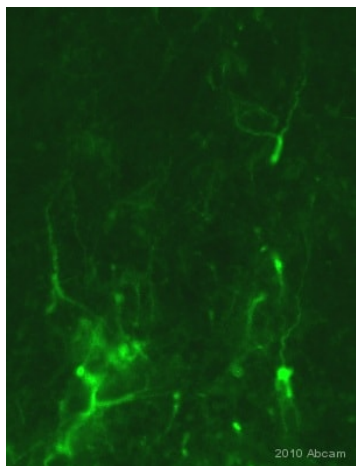
All lanes : Goat polyclonal to Rabbit IgG - H&L - Pre-Adsorbed (HRP) at 1/50000 dilution

Performed under reducing conditions.

Predicted band size: 233 kDa

Observed band size: 171 kDa

Exposure time: 1 minute



Immunohistochemistry (PFA perfusion fixed frozen sections) - Anti-Plexin B1 antibody (ab39717)

This image is courtesy of Sophie Pezet, CNRS, Paris, France

Immunohistochemical detection of Plexin B1 with antibody ab39717 on PFA perfusion-fixed rat brain sections. Primary antibody ab39717 was diluted 1/1000 and incubated for 18 hours @ 20°C in PBS + 0.3 % Triton X100. Secondary antibody: goat anti-rabbit Alexa Fluor 488 conjugated (1/1000). Immunostaining obtained in the hypothalamus, next to the rat brain ventricle. Immunostaining was performed using the 'free floating' technique, using direct fluorescence. The image shows staining observed in glial cells. Some staining was observed on cells bordering the ventricle, but no other type of cells such as neurons. This is consistent with the literature where immunoreactivity is published in glial cells and neurons & as suggested by several studies, as by Ito Y (EMBO Rep. 2006 Jul7(7):704-9).

Please note: All products are "FOR RESEARCH USE ONLY. NOT FOR USE IN DIAGNOSTIC PROCEDURES"

Our Abpromise to you: Quality guaranteed and expert technical support

- Replacement or refund for products not performing as stated on the datasheet
- Valid for 12 months from date of delivery
- Response to your inquiry within 24 hours
- We provide support in Chinese, English, French, German, Japanese and Spanish
- Extensive multi-media technical resources to help you
- We investigate all quality concerns to ensure our products perform to the highest standards

If the product does not perform as described on this datasheet, we will offer a refund or replacement. For full details of the Abpromise, please visit <https://www.abcam.cn/abpromise> or contact our technical team.

Terms and conditions

- Guarantee only valid for products bought direct from Abcam or one of our authorized distributors