

Anti-Plasma Kallikrein 1B antibody [EPR5707] ab124938

重组 RabMAb

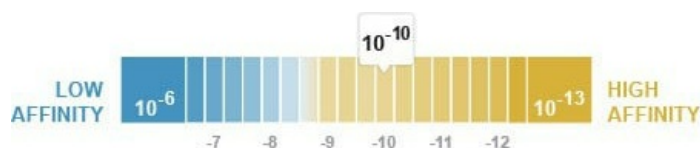
4 图像

概述

产品名称	Anti-Plasma Kallikrein 1B抗体[EPR5707]
描述	兔单克隆抗体[EPR5707] to Plasma Kallikrein 1B
宿主	Rabbit
经测试应用	适用于: WB, IHC-P
种属反应性	与反应: Human 不与反应: Mouse, Rat
免疫原	Synthetic peptide within Human Plasma Kallikrein 1B aa 600-700 (C terminal). The exact sequence is proprietary.
阳性对照	Human breast cancer, Human plasma, Human ovary and fetal liver lysates; Human kidney tissue
常规说明	This product is a recombinant monoclonal antibody, which offers several advantages including: <ul style="list-style-type: none"> - High batch-to-batch consistency and reproducibility - Improved sensitivity and specificity - Long-term security of supply - Animal-free production For more information see here . Our RabMAb [®] technology is a patented hybridoma-based technology for making rabbit monoclonal antibodies. For details on our patents, please refer to RabMAb[®] patents .

性能

形式	Liquid
存放说明	Shipped at 4°C. Store at -20°C. Stable for 12 months at -20°C.
解离常数 (K _D)	K _D = 1.09 x 10 ⁻¹⁰ M



[Learn more about K_D](#)

存储溶液	pH: 7.2 Preservative: 0.05% Sodium azide
------	---

	Constituents: 40% Glycerol (glycerin, glycerine), 9.85% Tris glycine, 50% Tissue culture supernatant
纯度	Protein A purified
克隆	单克隆
克隆编号	EPR5707
同种型	IgG

应用

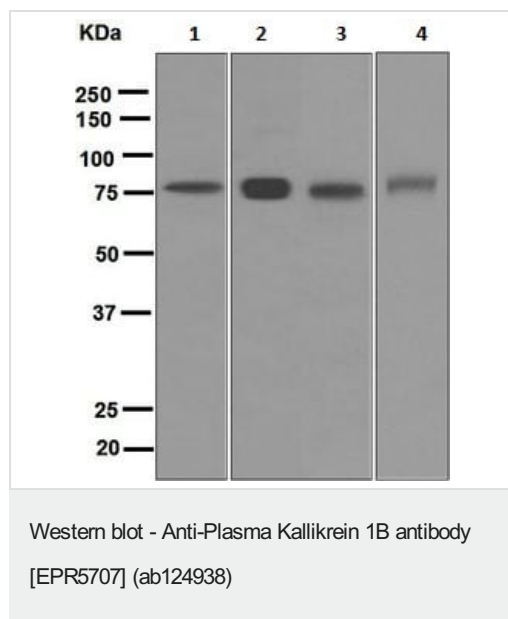
The Abpromise guarantee **Abpromise™**承诺保证使用ab124938于以下的经测试应用
“应用说明”部分 下显示的仅为推荐的起始稀释度;实际最佳的稀释度/浓度应由使用者检定。

应用	Ab评论	说明
WB		1/1000 - 1/10000. Detects a band of approximately 80 kDa (predicted molecular weight: 71 kDa).
IHC-P		1/50 - 1/100. Perform heat mediated antigen retrieval with citrate buffer pH 6 before commencing with IHC staining protocol.

靶标

功能	The enzyme cleaves Lys-Arg and Arg-Ser bonds. It activates, in a reciprocal reaction, factor XII after its binding to a negatively charged surface. It also releases bradykinin from HMW kininogen and may also play a role in the renin-angiotensin system by converting prorenin into renin.
疾病相关	Defects in KLKB1 are the cause of prekallikrein deficiency (PKK deficiency) [MIM:612423]; also known as Fletcher factor deficiency. This disorder is a blood coagulation defect.
序列相似性	Belongs to the peptidase S1 family. Plasma kallikrein subfamily. Contains 4 apple domains. Contains 1 peptidase S1 domain.
细胞定位	Secreted.

图片



All lanes : Anti-Plasma Kallikrein 1B antibody [EPR5707] (ab124938) at 1/1000 dilution

Lane 1 : Human breast cancer lysate

Lane 2 : Human plasma lysate

Lane 3 : Human ovary lysate

Lane 4 : Fetal liver tissue lysate

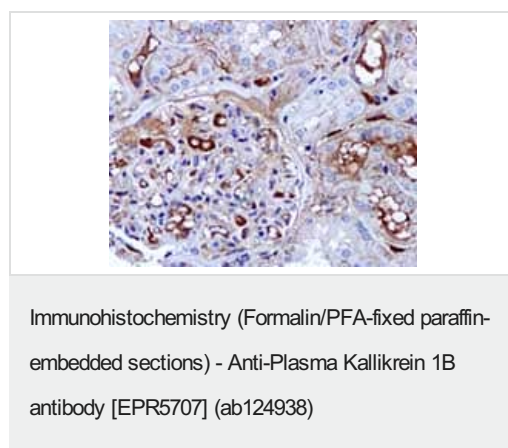
Lysates/proteins at 10 µg per lane.

Secondary

All lanes : HRP labelled Goat anti Rabbit IgG at 1/2000 dilution

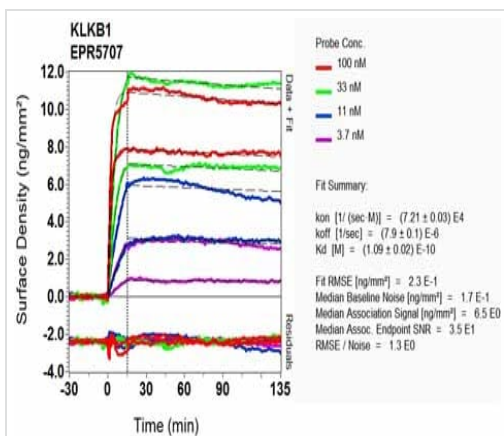
Predicted band size: 71 kDa

Observed band size: 80 kDa



ab124938, at 1/50 dilution, staining Plasma Kallikrein 1B in paraffin-embedded Human kidney tissue by Immunohistochemistry.

Perform heat mediated antigen retrieval with citrate buffer pH 6 before commencing with IHC staining protocol.



SPR Scanning - Anti-Plasma Kallikrein 1B
antibody [EPR5707] (ab124938)

Equilibrium dissociation constant (K_D)

Learn more about K_D

[Click here to learn more about \$K_D\$](#)

Why choose a recombinant antibody?



Research with confidence
Consistent and reproducible results



Long-term and scalable supply
Recombinant technology



Success from the first experiment
Confirmed specificity



Ethical standards compliant
Animal-free production

Anti-Plasma Kallikrein 1B antibody [EPR5707]
(ab124938)

Please note: All products are "FOR RESEARCH USE ONLY. NOT FOR USE IN DIAGNOSTIC PROCEDURES"

Our Abpromise to you: Quality guaranteed and expert technical support

- Replacement or refund for products not performing as stated on the datasheet
- Valid for 12 months from date of delivery
- Response to your inquiry within 24 hours
- We provide support in Chinese, English, French, German, Japanese and Spanish

- Extensive multi-media technical resources to help you
- We investigate all quality concerns to ensure our products perform to the highest standards

If the product does not perform as described on this datasheet, we will offer a refund or replacement. For full details of the Abpromise, please visit <https://www.abcam.cn/abpromise> or contact our technical team.

Terms and conditions

- Guarantee only valid for products bought direct from Abcam or one of our authorized distributors