




Anti-PKC theta/PRKCQ antibody ab185974

★★★★★ [1 Abreviews](#) [1 References](#) [2 图像](#)

概述

产品名称	Anti-PKC theta/PRKCQ抗体
描述	兔多克隆抗体to PKC theta/PRKCQ
宿主	Rabbit
经测试应用	适用于: IP, WB
种属反应性	与反应: Human 预测可用于: Mouse, Rat, Rabbit, Cow, Cat, Dog, Chimpanzee, Rhesus monkey, Gorilla, Orangutan 
免疫原	Synthetic peptide within Human PKC theta/PRKCQ aa 650 to the C-terminus. The exact immunogen sequence used to generate this antibody is proprietary information. If additional detail on the immunogen is needed to determine the suitability of the antibody for your needs, please contact our Scientific Support team to discuss your requirements. Database link: NP_006248.1  Run BLAST with  Run BLAST with
阳性对照	Jurkat whole cell lysate.
常规说明	<p>The Life Science industry has been in the grips of a reproducibility crisis for a number of years. Abcam is leading the way in addressing this with our range of recombinant monoclonal antibodies and knockout edited cell lines for gold-standard validation. Please check that this product meets your needs before purchasing.</p> <p>If you have any questions, special requirements or concerns, please send us an inquiry and/or contact our Support team ahead of purchase. Recommended alternatives for this product can be found below, along with publications, customer reviews and Q&As</p>

性能

形式	Liquid
存放说明	Shipped at 4°C. Store at +4°C short term (1-2 weeks). Upon delivery aliquot. Store at -20°C long term. Avoid freeze / thaw cycle.
存储溶液	pH: 7 Preservative: 0.09% Sodium azide Constituent: 99% Tris citrate/phosphate pH 7 to 8

纯度	Immunogen affinity purified
克隆	多克隆
同种型	IgG

应用

The Abpromise guarantee **Abpromise™**承诺保证使用ab185974于以下的经测试应用

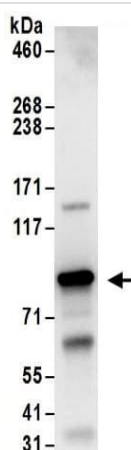
“应用说明”部分 下显示的仅为推荐的起始稀释度;实际最佳的稀释度/浓度应由使用者检定。

应用	Ab评论	说明
IP		Use at 2-10 µg/mg of lysate.
WB	★★★★★ (1)	1/2000 - 1/10000. Predicted molecular weight: 82 kDa.

靶标


功能	<p>This is a calcium-independent, phospholipid-dependent, serine- and threonine-specific enzyme. Essential for T-cell receptor (TCR)-mediated T-cell activation, but is dispensable during TCR-dependent thymocyte development. Links the TCR signaling complex to the activation of NF-kappa-B in mature T lymphocytes. Required for interleukin-2 (IL2) production.</p> <p>PKC is activated by diacylglycerol which in turn phosphorylates a range of cellular proteins. PKC also serves as the receptor for phorbol esters, a class of tumor promoters.</p>
组织特异性	Skeletal muscle, megakaryoblastic cells and platelets.
序列相似性	<p>Belongs to the protein kinase superfamily. AGC Ser/Thr protein kinase family. PKC subfamily.</p> <p>Contains 1 AGC-kinase C-terminal domain.</p> <p>Contains 1 C2 domain.</p> <p>Contains 2 phorbol-ester/DAG-type zinc fingers.</p> <p>Contains 1 protein kinase domain.</p>
结构域	The C1 domain, containing the phorbol ester/DAG-type region 1 (C1A) and 2 (C1B), is the diacylglycerol sensor and the C2 domain is a non-calcium binding domain.
翻译后修饰	Autophosphorylation at Thr-219 is required for targeting to the TCR and cellular function of PKC upon antigen receptor ligation.

图片



Immunoprecipitation - Anti-PKC theta/PRKCQ
antibody (ab185974)

Detection of PKC theta/PRKCQ by Western Blot
of Immunoprecipitated jurkat whole cell lysate (1 mg for IP; 20% of
IP loaded) using ab185974, for IP at 6 µg/mg lysate and
for blotting at 1 µg/ml.



Western blot - Anti-PKC theta/PRKCQ antibody
(ab185974)

Anti-PKC theta/PRKCQ antibody (ab185974) at 0.1 µg/ml + Jurkat
whole cell lysate at 50 µg

Developed using the ECL technique.

Predicted band size: 82 kDa

Exposure time: 3 minutes

Please note: All products are "FOR RESEARCH USE ONLY. NOT FOR USE IN DIAGNOSTIC PROCEDURES"

Our Abpromise to you: Quality guaranteed and expert technical support

- Replacement or refund for products not performing as stated on the datasheet
- Valid for 12 months from date of delivery

- Response to your inquiry within 24 hours
- We provide support in Chinese, English, French, German, Japanese and Spanish
- Extensive multi-media technical resources to help you
- We investigate all quality concerns to ensure our products perform to the highest standards

If the product does not perform as described on this datasheet, we will offer a refund or replacement. For full details of the Abpromise, please visit <https://www.abcam.cn/abpromise> or contact our technical team.

Terms and conditions

- Guarantee only valid for products bought direct from Abcam or one of our authorized distributors