


# Anti-Phosphoserine Aminotransferase antibody ab96136

★★★★★ [2 Abreviews](#) [15 References](#) [2 图像](#)

### 概述

<b>产品名称</b>	Anti-Phosphoserine Aminotransferase抗体
<b>描述</b>	兔多克隆抗体to Phosphoserine Aminotransferase
<b>宿主</b>	Rabbit
<b>经测试应用</b>	<b>适用于:</b> WB, ICC/IF
<b>种属反应性</b>	<b>与反应:</b> Human <b>预测可用于:</b> Mouse, Rat, Rabbit, Cow 
<b>免疫原</b>	Recombinant protein fragment with a sequence corresponding to a region within amino acids 48 and 298 of Human Phosphoserine Aminotransferase (NP_478059).
<b>阳性对照</b>	293T, A431, H1299, HeLa, HepG2, Molt-4 and Raji cell lines. H1299 whole cell lysate for WB and A549 cells for IF.
<b>常规说明</b>	<p>The Life Science industry has been in the grips of a reproducibility crisis for a number of years. Abcam is leading the way in addressing this with our range of recombinant monoclonal antibodies and knockout edited cell lines for gold-standard validation. Please check that this product meets your needs before purchasing.</p> <p>If you have any questions, special requirements or concerns, please send us an inquiry and/or contact our Support team ahead of purchase. Recommended alternatives for this product can be found below, along with publications, customer reviews and Q&amp;As</p>

### 性能

<b>形式</b>	Liquid
<b>存放说明</b>	Shipped at 4°C. Upon delivery aliquot. Store at -20°C or -80°C. Avoid freeze / thaw cycle.
<b>存储溶液</b>	pH: 7.00 Preservative: 0.025% Proclin 300 Constituents: 78% PBS, 1% BSA, 20% Glycerol (glycerin, glycerine)
<b>纯度</b>	Immunogen affinity purified
<b>克隆</b>	多克隆
<b>同种型</b>	IgG

### 应用

## The Abpromise guarantee

**Abpromise™**承诺保证使用ab96136于以下的经测试应用


“应用说明”部分下显示的仅为推荐的起始稀释度;实际最佳的稀释度/浓度应由使用者检定。

应用	Ab评论	说明
WB	★★★★★ (2)	1/500 - 1/3000. Predicted molecular weight: 40 kDa.
ICC/IF		1/100 - 1/200.

## 靶标

<b>功能</b>	Catalyzes the reversible conversion of 3-phosphohydroxypyruvate to phosphoserine and of 3-hydroxy-2-oxo-4-phosphonooxybutanoate to phosphohydroxythreonine.
<b>组织特异性</b>	Expressed at high levels in the brain, liver, kidney and pancreas, and very weakly expressed in the thymus, prostate, testis and colon.
<b>通路</b>	Amino-acid biosynthesis; L-serine biosynthesis; L-serine from 3-phospho-D-glycerate: step 2/3. Cofactor biosynthesis; pyridoxine 5'-phosphate biosynthesis; pyridoxine 5'-phosphate from D-erythrose 4-phosphate: step 3/5.
<b>疾病相关</b>	Defects in PSAT1 are the cause of phosphoserine aminotransferase deficiency (PSATD) [MIM:610992]. PSATD is characterized biochemically by low plasma and cerebrospinal fluid concentrations of serine and glycine and clinically by intractable seizures, acquired microcephaly, hypertonia, and psychomotor retardation.
<b>序列相似性</b>	Belongs to the class-V pyridoxal-phosphate-dependent aminotransferase family. SerC subfamily.

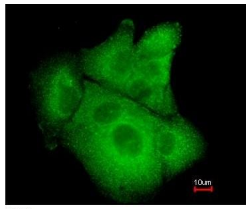
## 图片



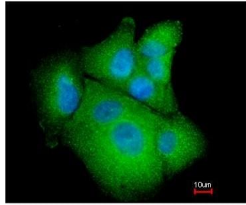
Anti-Phosphoserine Aminotransferase antibody (ab96136) at 1/1000 dilution + H1299 whole cell lysate at 30 µg

**Predicted band size:** 40 kDa

10% SDS PAGE



Panel 1



Panel 2

ab96136, at 1/200 staining paraformaldehyde-fixed A549 cells by Immunofluorescence (Panel 1) and merged with DNA probe (Panel 2).

Immunocytochemistry/ Immunofluorescence - Anti-Phosphoserine Aminotransferase antibody (ab96136)

**Please note:** All products are "FOR RESEARCH USE ONLY. NOT FOR USE IN DIAGNOSTIC PROCEDURES"

### Our Abpromise to you: Quality guaranteed and expert technical support

---

- Replacement or refund for products not performing as stated on the datasheet
- Valid for 12 months from date of delivery
- Response to your inquiry within 24 hours
- We provide support in Chinese, English, French, German, Japanese and Spanish
- Extensive multi-media technical resources to help you
- We investigate all quality concerns to ensure our products perform to the highest standards

If the product does not perform as described on this datasheet, we will offer a refund or replacement. For full details of the Abpromise, please visit <https://www.abcam.cn/abpromise> or contact our technical team.

### Terms and conditions

---

- Guarantee only valid for products bought direct from Abcam or one of our authorized distributors