




Anti-Phosphatidic acid phosphatase type 2B antibody ab221918

1 图像

概述

产品名称	Anti-Phosphatidic acid phosphatase type 2B抗体
描述	兔多克隆抗体to Phosphatidic acid phosphatase type 2B
宿主	Rabbit
经测试应用	适用于: ICC/IF
种属反应性	与反应: Human 预测可用于: Mouse, Rat 
免疫原	Recombinant fragment corresponding to Human Phosphatidic acid phosphatase type 2B aa 250 to the C-terminus. Database link: O14495  Run BLAST with  Run BLAST with
阳性对照	WB: RT4 whole cell lysate. ICC/IF: HepG2 cells.
常规说明	<p>The Life Science industry has been in the grips of a reproducibility crisis for a number of years. Abcam is leading the way in addressing this with our range of recombinant monoclonal antibodies and knockout edited cell lines for gold-standard validation. Please check that this product meets your needs before purchasing.</p> <p>If you have any questions, special requirements or concerns, please send us an inquiry and/or contact our Support team ahead of purchase. Recommended alternatives for this product can be found below, along with publications, customer reviews and Q&As</p>

性能

形式	Liquid
存放说明	Shipped at 4°C. Store at +4°C short term (1-2 weeks). Upon delivery aliquot. Store at -20°C long term. Avoid freeze / thaw cycle.
存储溶液	pH: 7.20 Preservative: 0.02% Sodium azide Constituents: 40% Glycerol (glycerin, glycerine), PBS
纯度	Immunogen affinity purified
克隆	多克隆
同种型	IgG

应用

The Abpromise guarantee

Abpromise™承诺保证使用ab221918于以下的经测试应用

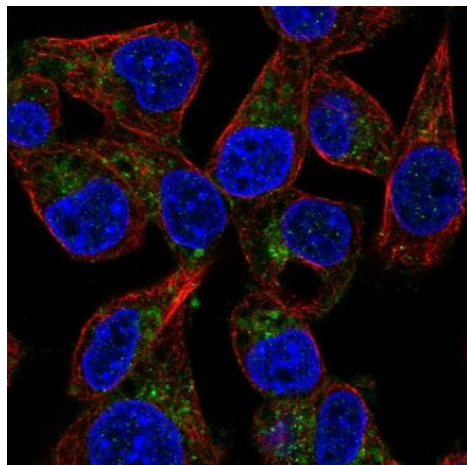
“应用说明”部分 下显示的仅为推荐的起始稀释度;实际最佳的稀释度/浓度应由使用者检定。

应用	Ab评论	说明
ICC/IF		Use a concentration of 0.25 - 2 µg/ml. Fixation/Permeabilization: PFA/Triton X-100.

靶标

功能	Catalyzes the conversion of phosphatidic acid (PA) to diacylglycerol (DG). In addition it hydrolyzes lysophosphatidic acid (LPA), ceramide-1-phosphate (C-1-P) and sphingosine-1-phosphate (S-1-P). The relative catalytic efficiency is LPA = PA > C-1-P > S-1-P. May be involved in cell adhesion and in cell-cell interactions.
组织特异性	Ubiquitously expressed. Highly expressed in heart and placenta.
序列相似性	Belongs to the PA-phosphatase related phosphoesterase family.
翻译后修饰	N-glycosylated. Contains high-mannose oligosaccharides.
细胞定位	Golgi apparatus > trans-Golgi network membrane. Cell membrane.

图片



PFA-fixed, Triton X-100 permeabilized RT4 (human urinary bladder cancer cell line) cells stained for phosphatidic acid phosphatase type 2B (green) using ab221918 (4 µg/ml) in ICC/IF.

Immunocytochemistry/ Immunofluorescence - Anti-
Phosphatidic acid phosphatase type 2B antibody
(ab221918)

Please note: All products are "FOR RESEARCH USE ONLY. NOT FOR USE IN DIAGNOSTIC PROCEDURES"

Our Abpromise to you: Quality guaranteed and expert technical support

- Replacement or refund for products not performing as stated on the datasheet
- Valid for 12 months from date of delivery
- Response to your inquiry within 24 hours
- We provide support in Chinese, English, French, German, Japanese and Spanish
- Extensive multi-media technical resources to help you
- We investigate all quality concerns to ensure our products perform to the highest standards

If the product does not perform as described on this datasheet, we will offer a refund or replacement. For full details of the Abpromise, please visit <https://www.abcam.cn/abpromise> or contact our technical team.

Terms and conditions

- Guarantee only valid for products bought direct from Abcam or one of our authorized distributors