

Anti-PGP9.5 antibody, prediluted ab15504

1 References **3 图像**

概述

产品名称	Anti-PGP9.5抗体, prediluted
描述	兔多克隆抗体to PGP9.5, prediluted
宿主	Rabbit
经测试应用	适用于: IHC-P, WB
种属反应性	与反应: Human
免疫原	Recombinant full length protein (Human).
阳性对照	Pancreas and small intestine tissue slides.
常规说明	<p>This product is FOR RESEARCH USE ONLY. For commercial use, please contact partnerships@abcam.com.</p> <p>The Life Science industry has been in the grips of a reproducibility crisis for a number of years. Abcam is leading the way in addressing this with our range of recombinant monoclonal antibodies and knockout edited cell lines for gold-standard validation. Please check that this product meets your needs before purchasing.</p> <p>If you have any questions, special requirements or concerns, please send us an inquiry and/or contact our Support team ahead of purchase. Recommended alternatives for this product can be found below, along with publications, customer reviews and Q&As</p>

性能

形式	Liquid
存放说明	Shipped at 4°C. Store at +4°C.
存储溶液	<p>pH: 7.60</p> <p>Preservative: 0.1% Sodium azide</p> <p>Constituents: Tris buffered saline, 1% BSA</p>
纯度	Immunogen affinity purified
克隆	多克隆
同种型	IgG

应用

The Abpromise guarantee

Abpromise™ 承诺保证使用ab15504于以下的经测试应用

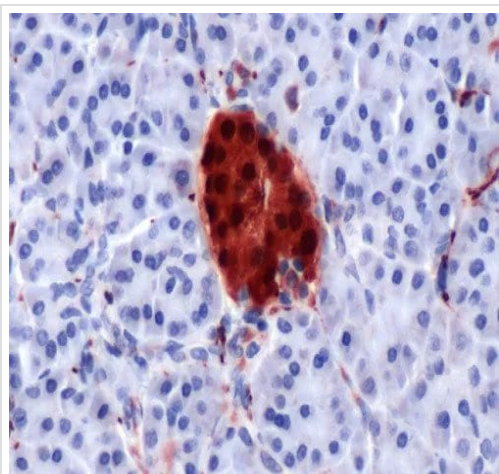
“应用说明”部分 下显示的仅为推荐的起始稀释度;实际最佳的稀释度/浓度应由使用者检定。

应用	Ab评论	说明
IHC-P		1/1. Perform heat mediated antigen retrieval before commencing with IHC staining protocol.
WB		Use at an assay dependent concentration. Predicted molecular weight: 25 kDa.

靶标

功能	Ubiquitin-protein hydrolase involved both in the processing of ubiquitin precursors and of ubiquitinated proteins. This enzyme is a thiol protease that recognizes and hydrolyzes a peptide bond at the C-terminal glycine of ubiquitin. Also binds to free monoubiquitin and may prevent its degradation in lysosomes. The homodimer may have ATP-independent ubiquitin ligase activity.
组织特异性	Found in neuronal cell bodies and processes throughout the neocortex (at protein level). Expressed in neurons and cells of the diffuse neuroendocrine system and their tumors. Weakly expressed in ovary. Down-regulated in brains from Parkinson disease and Alzheimer disease patients.
疾病相关	Parkinson disease 5 Neurodegeneration with optic atrophy, childhood-onset
序列相似性	Belongs to the peptidase C12 family.
翻译后修饰	O-glycosylated.
细胞定位	Cytoplasm. Endoplasmic reticulum membrane. About 30% of total UCHL1 is associated with membranes in brain.

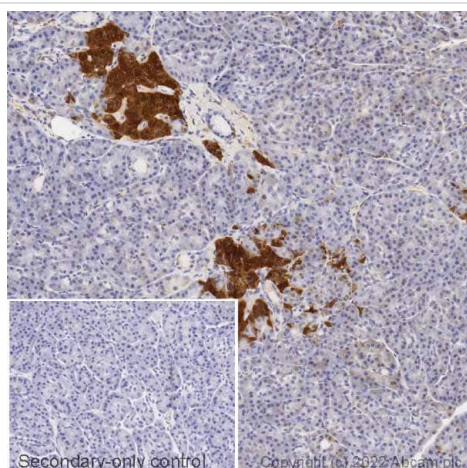
图片



Immunohistochemistry (Formalin/PFA-fixed paraffin-embedded sections) - Anti-PGP9.5 antibody, prediluted (ab15504)

Formalin-fixed, paraffin-embedded human pancreas tissue stained for PGP9.5 using **ab15503** at 1/200 dilution in immunohistochemical analysis.

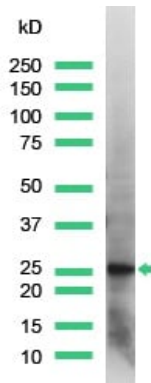
ab15503 is the undiluted version of this antibody.



Immunohistochemistry (Formalin/PFA-fixed paraffin-embedded sections) - Anti-PGP9.5 antibody, prediluted (ab15504)

IHC image of PGP9.5 staining in a section of formalin-fixed paraffin-embedded normal human pancreas* performed on a Leica BOND™ system using the standard protocol F. The section was pre-treated using heat mediated antigen retrieval with sodium citrate buffer (pH6, epitope retrieval solution 1) for 20mins. The section was then incubated with ab15504, 1/200 dilution, for 15 mins at room temperature and detected using an HRP conjugated compact polymer system. DAB was used as the chromogen. The section was then counterstained with haematoxylin and mounted with DPX. The inset secondary-only control image is taken from an identical assay without primary antibody.

*Tissue obtained from the Human Research Tissue Bank, supported by the NIHR Cambridge Biomedical Research Centre For other IHC staining systems (automated and non-automated) customers should optimize variable parameters such as antigen retrieval conditions, primary antibody concentration and antibody incubation times.



Western blot - Anti-PGP9.5 antibody, prediluted (ab15504)

Anti-PGP9.5 antibody - Neuronal Marker (**ab15503**) at 1/25 dilution + Human Brain lysate

Predicted band size: 25 kDa

Observed band size: 26 kDa

ab15503 is the undiluted version of this antibody.

Please note: All products are "FOR RESEARCH USE ONLY. NOT FOR USE IN DIAGNOSTIC PROCEDURES"

Our Abpromise to you: Quality guaranteed and expert technical support

- Replacement or refund for products not performing as stated on the datasheet
- Valid for 12 months from date of delivery
- Response to your inquiry within 24 hours
- We provide support in Chinese, English, French, German, Japanese and Spanish
- Extensive multi-media technical resources to help you
- We investigate all quality concerns to ensure our products perform to the highest standards

If the product does not perform as described on this datasheet, we will offer a refund or replacement. For full details of the Abpromise,

please visit <https://www.abcam.cn/abpromise> or contact our technical team.

Terms and conditions

- Guarantee only valid for products bought direct from Abcam or one of our authorized distributors