


Anti-PERP antibody ab5986

★★★★★ **1 Abreviews** **10 References** **3 图像**

概述

产品名称	Anti-PERP抗体
描述	兔多克隆抗体to PERP
宿主	Rabbit
经测试应用	适用于: ICC/IF, WB
种属反应性	与反应: Human 预测可用于: Mouse 
免疫原	Synthetic peptide: EDDLLGNAKPRYFYTSA , corresponding to amino acids 175-193 of Human PERP.

 [Run BLAST with](#)

 [Run BLAST with](#)

常规说明

The p53 tumor-suppressor gene integrates numerous signals that control cell life and death. Several novel molecules involved in the p53 network, including Chk2, p53R2, p53AIP1, Noxa, PIDD, PID/MTA2, MTBP and PERP, were identified and their genes were cloned recently. PERP, also termed PIGPC1 and THW, is a plasma membrane protein. p53 binds to the promoter of PERP and transcriptionally activates PERP gene then the translated PERP protein mediates the p53 induced apoptosis. The expression of PERP causes cell death. PERP is a mediator of p53 induced apoptosis. PERP has sequence similarity to PMP-22/gas3 and is a new member of the PMP-22/gas3 family.

The Life Science industry has been in the grips of a reproducibility crisis for a number of years. Abcam is leading the way in addressing this with our range of recombinant monoclonal antibodies and knockout edited cell lines for gold-standard validation. Please check that this product meets your needs before purchasing.

If you have any questions, special requirements or concerns, please send us an inquiry and/or contact our Support team ahead of purchase. Recommended alternatives for this product can be found below, along with publications, customer reviews and Q&As

性能

形式	Liquid
存放说明	Shipped at 4°C. Store at +4°C short term (1-2 weeks). Store at -20°C long term. Avoid freeze / thaw cycle.

存储溶液	pH: 7.2 Preservative: 0.02% Sodium azide Constituent: PBS
纯度	Immunogen affinity purified
Primary antibody说明	The p53 tumor-suppressor gene integrates numerous signals that control cell life and death. Several novel molecules involved in the p53 network, including Chk2, p53R2, p53AIP1, Noxa, PIDD, PID/MTA2, MTBP and PERP, were identified and their genes were cloned recently. PERP, also termed PIGPC1 and THW, is a plasma membrane protein. p53 binds to the promoter of PERP and transcriptionally activates PERP gene then the translated PERP protein mediates the p53 induced apoptosis. The expression of PERP causes cell death. PERP is a mediator of p53 induced apoptosis. PERP has sequence similarity to PMP-22/gas3 and is a new member of the PMP-22/gas3 family.
克隆	多克隆
同种型	IgG

应用

The Abpromise guarantee **Abpromise™**承诺保证使用ab5986于以下的经测试应用

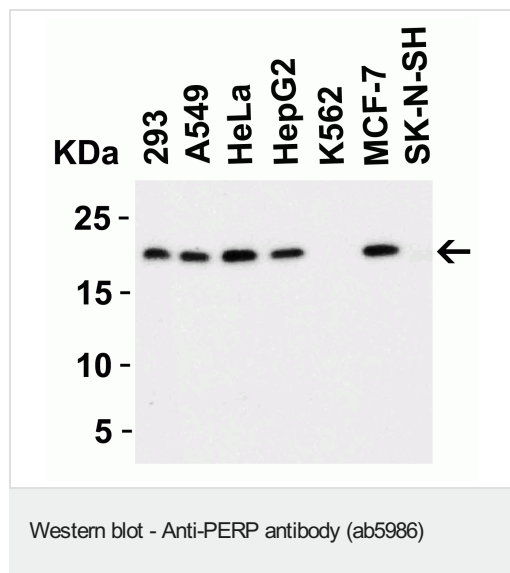
“应用说明”部分 下显示的仅为推荐的起始稀释度;实际最佳的稀释度/浓度应由使用者检定。

应用	Ab评论	说明
ICC/IF	★☆☆☆☆ (1)	Use a concentration of 10 µg/ml.
WB		Use a concentration of 0.5 - 1 µg/ml. Detects a band of approximately 21 kDa.

靶标

功能	Component of intercellular desmosome junctions. Plays a role in stratified epithelial integrity and cell-cell adhesion by promoting desmosome assembly. Plays a role as an effector in the TP53-dependent apoptotic pathway.
组织特异性	Expressed in skin, heart, placental, liver, pancreas, keratinocytes and dermal fibroblasts.
序列相似性	Belongs to the TMEM47 family.
细胞定位	Cell junction > desmosome. Cell membrane. Associated with desmosomes.

图片



All lanes : Anti-PERP antibody (ab5986) at 1 µg

Lane 1 : 293 cell lysate

Lane 2 : A549 cell lysate

Lane 3 : HeLa cell lysate

Lane 4 : HepG2 cell lysate

Lane 5 : K569 cell lysate

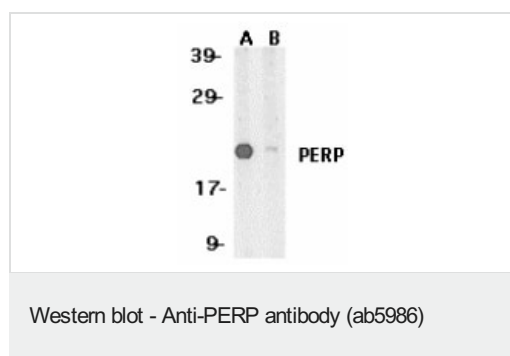
Lane 6 : MCF-7 cell lysate

Lane 7 : SK-N-SH cell lysate

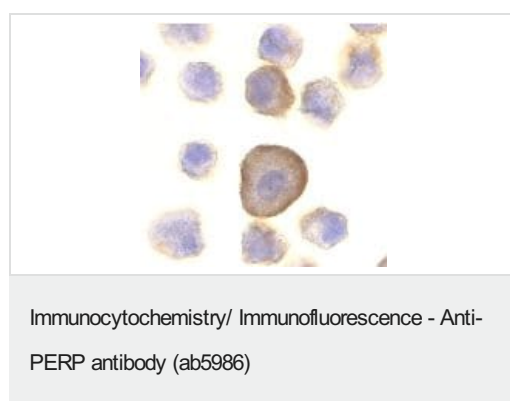
Lysates/proteins at 15 µg per lane.

Secondary

All lanes : Goat anti-rabbit IgG HRP conjugate at 1/10000 dilution



Western blot analysis of PERP expression in A431 whole cell lysates in the absence (A) and presence (B) of blocking peptide with anti- PERP at 1 µg /ml. Western blot analysis of PERP expression in A431 whole cell lysates in the absence (A) and presence (B) of blocking peptide with anti- PERP at 1 µg /ml.



Immunocytochemistry of PERP in A431 cells with PERP antibody at 10 µg/ml.

Please note: All products are "FOR RESEARCH USE ONLY. NOT FOR USE IN DIAGNOSTIC PROCEDURES"

Our Abpromise to you: Quality guaranteed and expert technical support

- Replacement or refund for products not performing as stated on the datasheet
- Valid for 12 months from date of delivery
- Response to your inquiry within 24 hours

- We provide support in Chinese, English, French, German, Japanese and Spanish
- Extensive multi-media technical resources to help you
- We investigate all quality concerns to ensure our products perform to the highest standards

If the product does not perform as described on this datasheet, we will offer a refund or replacement. For full details of the Abpromise, please visit <https://www.abcam.cn/abpromise> or contact our technical team.

Terms and conditions

- Guarantee only valid for products bought direct from Abcam or one of our authorized distributors