


Anti-Peroxiredoxin 4 antibody ab59542

19 References **3 图像**

概述

产品名称	Anti-Peroxiredoxin 4抗体
描述	兔多克隆抗体to Peroxiredoxin 4
宿主	Rabbit
经测试应用	适用于: WB, IHC-P, ICC/IF
种属反应性	与反应: Rat, Human 预测可用于: Mouse, Cow, Xenopus laevis, Zebrafish 
免疫原	Synthetic peptide corresponding to Human Peroxiredoxin 4 aa 65-83. Sequence: SRVSVADHSLHLSKAKISK

 [Run BLAST with](#)

 [Run BLAST with](#)

常规说明

The Life Science industry has been in the grips of a reproducibility crisis for a number of years. Abcam is leading the way in addressing this with our range of recombinant monoclonal antibodies and knockout edited cell lines for gold-standard validation. Please check that this product meets your needs before purchasing.

If you have any questions, special requirements or concerns, please send us an inquiry and/or contact our Support team ahead of purchase. Recommended alternatives for this product can be found below, along with publications, customer reviews and Q&As

性能

形式	Liquid
存放说明	Shipped at 4°C. Store at +4°C short term (1-2 weeks). Upon delivery aliquot. Store at -20°C or -80°C. Avoid freeze / thaw cycle.
存储溶液	Preservative: 0.02% Thimerosal (merthiolate) Constituent: Whole serum
纯度	Whole antiserum
克隆	多克隆
同种型	IgG

应用

The Abpromise guarantee

Abpromise™ 承诺保证使用ab59542于以下的经测试应用

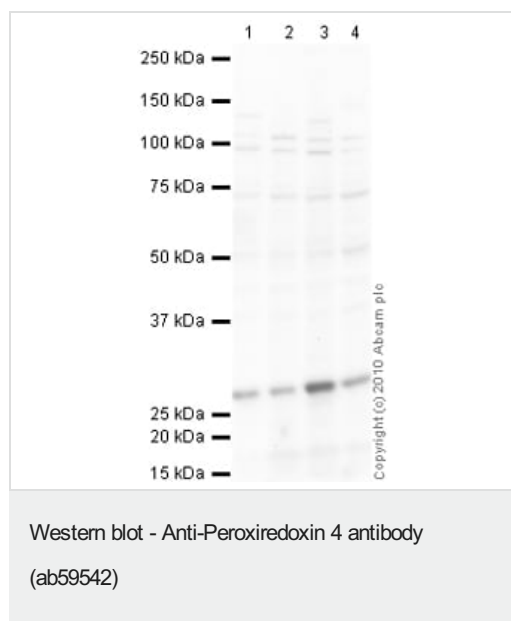
“应用说明”部分 下显示的仅为推荐的起始稀释度;实际最佳的稀释度/浓度应由使用者检定。

应用	Ab评论	说明
WB		1/1000 - 1/4000. Predicted molecular weight: 31 kDa.
IHC-P		Use at an assay dependent concentration.
ICC/IF		1/50 - 1/100.

靶标

功能	Probably involved in redox regulation of the cell. Regulates the activation of NF-kappa-B in the cytosol by a modulation of I-kappa-B-alpha phosphorylation.
序列相似性	Belongs to the ahpC/TSA family. Contains 1 thioredoxin domain.
细胞定位	Cytoplasm. Secreted.

图片



All lanes : Anti-Peroxiredoxin 4 antibody (ab59542) at 1 µg/ml

Lane 1 : HeLa (Human epithelial carcinoma cell line) Whole Cell Lysate

Lane 2 : Jurkat (Human T cell lymphoblast-like cell line) Whole Cell Lysate

Lane 3 : HEK293 (Human embryonic kidney cell line) Whole Cell Lysate

Lane 4 : Raji (Human Burkitt's lymphoma cell line) Whole Cell Lysate

Lysates/proteins at 10 µg per lane.

Secondary

All lanes : Goat polyclonal Secondary Antibody to Rabbit IgG - H&L (HRP), pre-adsorbed at 1/3000 dilution

Developed using the ECL technique.

Performed under reducing conditions.

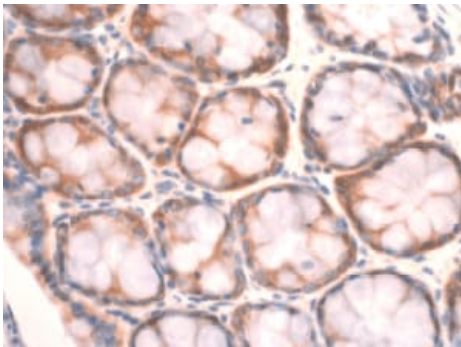
Predicted band size: 31 kDa

Observed band size: 27 kDa

Additional bands at: 74 kDa, 98 kDa. We are unsure as to the identity of these extra bands.

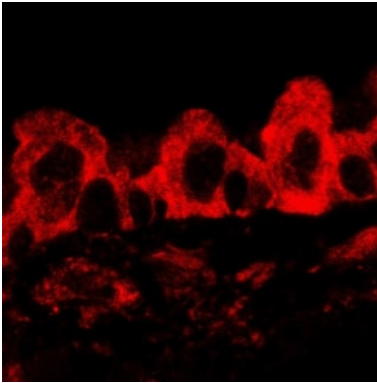
Exposure time: 30 seconds

The band observed at 27 kDa could potentially be a cleaved form of Peroxiredoxin 4 due to the presence of a 39 amino acid signal peptide.



Immunohistochemistry (Formalin/PFA-fixed paraffin-embedded sections) - Anti-Peroxiredoxin 4 antibody (ab59542)

ab59542 at 1/100 dilution staining Peroxiredoxin 4 in sebaceous glands in rat skin by Immunohistochemistry. Secondary antibody Jackson biotinylated Donkey anti-rabbit (1/2000) followed by Vector ABC kit and visualised with DAB substrate.



Immunocytochemistry/ Immunofluorescence - Anti-Peroxiredoxin 4 antibody (ab59542)

ab59542 at 1/100 dilution staining Peroxiredoxin 4 in Non-ciliated bronchiolar cells (Clara cells) in rat lung by Immunofluorescence. Secondary antibody Jackson Cy3 (1/200).

Please note: All products are "FOR RESEARCH USE ONLY. NOT FOR USE IN DIAGNOSTIC PROCEDURES"

Our Abpromise to you: Quality guaranteed and expert technical support

- Replacement or refund for products not performing as stated on the datasheet

- Valid for 12 months from date of delivery
- Response to your inquiry within 24 hours
- We provide support in Chinese, English, French, German, Japanese and Spanish
- Extensive multi-media technical resources to help you
- We investigate all quality concerns to ensure our products perform to the highest standards

If the product does not perform as described on this datasheet, we will offer a refund or replacement. For full details of the Abpromise, please visit <https://www.abcam.cn/abpromise> or contact our technical team.

Terms and conditions

- Guarantee only valid for products bought direct from Abcam or one of our authorized distributors