

Anti-Peroxiredoxin 1/PAG antibody ab59538

★★★★★ 2 Abreviews 16 References 3 图像

概述

产品名称	Anti-Peroxiredoxin 1/PAG抗体
描述	兔多克隆抗体to Peroxiredoxin 1/PAG
宿主	Rabbit
经测试应用	适用于: WB, ICC/IF
种属反应性	与反应: Rat, Human 预测可用于: Cow, Cynomolgus monkey, Chinese hamster 
免疫原	Synthetic peptide. This information is proprietary to Abcam and/or its suppliers.
常规说明	<p>The Life Science industry has been in the grips of a reproducibility crisis for a number of years. Abcam is leading the way in addressing this with our range of recombinant monoclonal antibodies and knockout edited cell lines for gold-standard validation. Please check that this product meets your needs before purchasing.</p> <p>If you have any questions, special requirements or concerns, please send us an inquiry and/or contact our Support team ahead of purchase. Recommended alternatives for this product can be found below, along with publications, customer reviews and Q&amp;As</p>

性能

形式	Liquid
存放说明	Shipped at 4°C. Store at +4°C short term (1-2 weeks). Upon delivery aliquot. Store at -20°C or -80°C. Avoid freeze / thaw cycle.
存储溶液	Preservative: 0.02% Thimerosal (merthiolate) Constituent: Whole serum
纯度	Whole antiserum
克隆	多克隆
同种型	IgG

应用

The Abpromise guarantee      Abpromise™承诺保证使用ab59538于以下的经测试应用

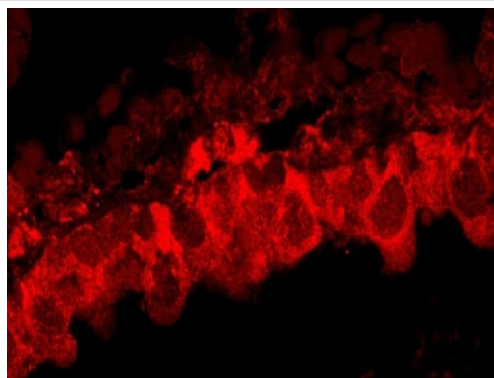
“应用说明”部分 下显示的仅为推荐的起始稀释度;实际最佳的稀释度/浓度应由使用者检定。

应用	Ab评论	说明
WB	★★★★★ (1)	1/1000 - 1/4000. Predicted molecular weight: 22 kDa.
ICC/IF		1/50 - 1/100.

## 靶标

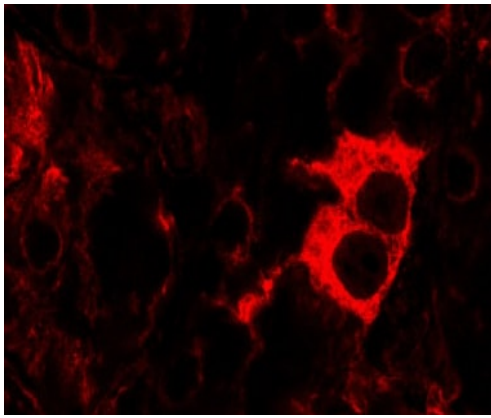
功能	Involved in redox regulation of the cell. Reduces peroxides with reducing equivalents provided through the thioredoxin system but not from glutaredoxin. May play an important role in eliminating peroxides generated during metabolism. Might participate in the signaling cascades of growth factors and tumor necrosis factor-alpha by regulating the intracellular concentrations of H <sub>2</sub> O <sub>2</sub> . Reduces an intramolecular disulfide bond in GDPD5 that gates the ability to GDPD5 to drive postmitotic motor neuron differentiation.
序列相似性	Belongs to the ahpC/TSA family. Contains 1 thioredoxin domain.
翻译后修饰	Phosphorylated on Thr-90 during the M-phase, which leads to a more than 80% decrease in enzymatic activity.
细胞定位	Cytoplasm. Melanosome. Identified by mass spectrometry in melanosome fractions from stage I to stage IV.

## 图片



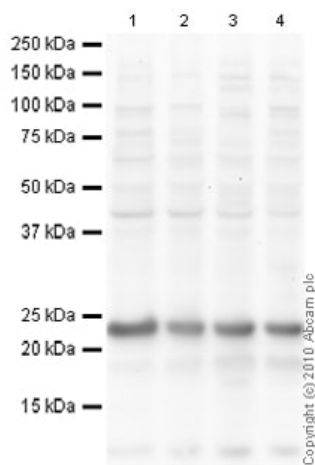
ab59538 at 1/100 dilution staining Peroxiredoxin 1/PAG in Non-ciliated bronchiolar cells (Clara cells) of rat airway by Immunofluorescence. Secondary antibody Jackson Cy3 (1/200).

Immunocytochemistry/ Immunofluorescence - Anti-Peroxiredoxin 1/PAG antibody (ab59538)



Immunocytochemistry/ Immunofluorescence - Anti-Peroxiredoxin 1/PAG antibody (ab59538)

**ab59528** at 1/100 dilution staining Peroxiredoxin 1/PAG in Rat kidney tubules by Immunofluorescence. Secondary antibody Jackson Cy3 (1/200).



Western blot - Anti-Peroxiredoxin 1/PAG antibody (ab59538)

**All lanes** : Anti-Peroxiredoxin 1/PAG antibody (ab59538) at 1/500 dilution

**Lane 1** : HeLa (Human epithelial carcinoma cell line) Whole Cell Lysate

**Lane 2** : HepG2 (Human hepatocellular liver carcinoma cell line) Whole Cell Lysate

**Lane 3** : Jurkat (Human T cell lymphoblast-like cell line) Whole Cell Lysate

**Lane 4** : HEK293 (Human embryonic kidney cell line) Whole Cell Lysate

Lysates/proteins at 10 µg per lane.

### Secondary

**All lanes** : Goat Anti-Rabbit IgG H&L (HRP) preadsorbed (**ab97080**) at 1/5000 dilution

Developed using the ECL technique.

Performed under reducing conditions.

**Predicted band size:** 22 kDa

**Observed band size:** 22 kDa

**Additional bands at:** 43 kDa. We are unsure as to the identity of these extra bands.

**Exposure time:** 30 seconds

**Please note:** All products are "FOR RESEARCH USE ONLY. NOT FOR USE IN DIAGNOSTIC PROCEDURES"

#### **Our Abpromise to you: Quality guaranteed and expert technical support**

---

- Replacement or refund for products not performing as stated on the datasheet
- Valid for 12 months from date of delivery
- Response to your inquiry within 24 hours
- We provide support in Chinese, English, French, German, Japanese and Spanish
- Extensive multi-media technical resources to help you
- We investigate all quality concerns to ensure our products perform to the highest standards

If the product does not perform as described on this datasheet, we will offer a refund or replacement. For full details of the Abpromise, please visit <https://www.abcam.cn/abpromise> or contact our technical team.

#### **Terms and conditions**

---

- Guarantee only valid for products bought direct from Abcam or one of our authorized distributors