




### Anti-Peroxiredoxin 1/PAG antibody ab109766

3 图像

#### 概述

<b>产品名称</b>	Anti-Peroxiredoxin 1/PAG抗体
<b>描述</b>	山羊多克隆抗体to Peroxiredoxin 1/PAG
<b>宿主</b>	Goat
<b>经测试应用</b>	<b>适用于:</b> WB, IHC-P
<b>种属反应性</b>	<b>与反应:</b> Human <b>预测可用于:</b> Mouse, Rat, Cow, Cynomolgus monkey, Chinese hamster 
<b>免疫原</b>	Synthetic peptide corresponding to Human Peroxiredoxin 1/PAG aa 100-200 (internal sequence). Database link: <a href="#">NP_859048.1</a>  <a href="#">Run BLAST with</a>  <a href="#">Run BLAST with</a>
<b>阳性对照</b>	IHC-P: placenta or thyroid tissue. WB: HepG2, HEK293 or A431 cell lysate.
<b>常规说明</b>	<p>The Life Science industry has been in the grips of a reproducibility crisis for a number of years. Abcam is leading the way in addressing this with our range of recombinant monoclonal antibodies and knockout edited cell lines for gold-standard validation. Please check that this product meets your needs before purchasing.</p> <p>If you have any questions, special requirements or concerns, please send us an inquiry and/or contact our Support team ahead of purchase. Recommended alternatives for this product can be found below, along with publications, customer reviews and Q&amp;As</p>

#### 性能

<b>形式</b>	Liquid
<b>存放说明</b>	Shipped at 4°C. Store at +4°C short term (1-2 weeks). Upon delivery aliquot. Store at -20°C or -80°C. Avoid freeze / thaw cycle.
<b>存储溶液</b>	pH: 7.30 Preservative: 0.02% Sodium azide Constituents: Tris buffered saline, 0.5% BSA
<b>纯度</b>	Immunogen affinity purified
<b>克隆</b>	多克隆
<b>同种型</b>	IgG

## 应用

### The Abpromise guarantee

**Abpromise™** 承诺保证使用 ab109766 于以下的经测试应用

“应用说明”部分 下显示的仅为推荐的起始稀释度;实际最佳的稀释度/浓度应由使用者检定。

应用	Ab评论	说明
WB		Use a concentration of 0.01 - 0.03 µg/ml. Detects a band of approximately 23-24 kDa (predicted molecular weight: 22 kDa).
IHC-P		Use a concentration of 2.5 µg/ml.

## 靶标

### 功能

Involved in redox regulation of the cell. Reduces peroxides with reducing equivalents provided through the thioredoxin system but not from glutaredoxin. May play an important role in eliminating peroxides generated during metabolism. Might participate in the signaling cascades of growth factors and tumor necrosis factor-alpha by regulating the intracellular concentrations of H<sub>2</sub>O<sub>2</sub>. Reduces an intramolecular disulfide bond in GDPD5 that gates the ability to GDPD5 to drive postmitotic motor neuron differentiation.

### 序列相似性

Belongs to the ahpC/TSA family.  
Contains 1 thioredoxin domain.


### 翻译后修饰

Phosphorylated on Thr-90 during the M-phase, which leads to a more than 80% decrease in enzymatic activity.

### 细胞定位

Cytoplasm. Melanosome. Identified by mass spectrometry in melanosome fractions from stage I to stage IV.

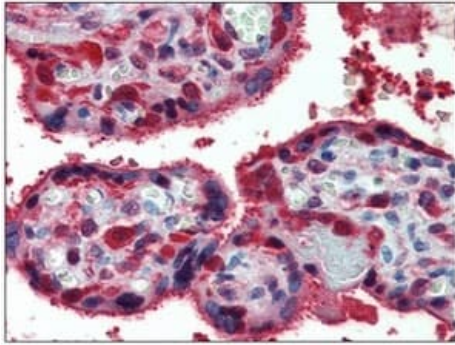
## 图片



Anti-Peroxiredoxin 1/PAG antibody (ab109766) at 0.01 µg/ml  
(incubation time: 1 hour) + HepG2 lysate in RIPA buffer at 35 µg

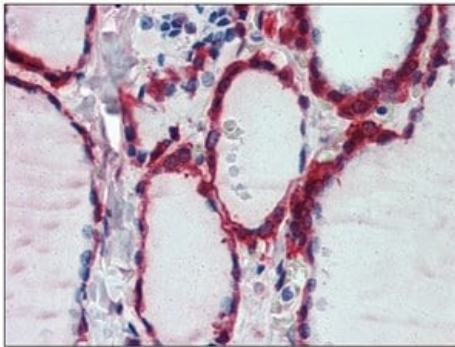
Developed using the ECL technique.

**Predicted band size: 22 kDa**



Immunohistochemistry (Formalin/PFA-fixed paraffin-embedded sections) - Anti-Peroxiredoxin 1/PAG antibody (ab109766)

ab109766 at 2.5µg/ml staining Peroxiredoxin 1/PAG in formalin-fixed, paraffin-embedded Human placenta tissue.



Immunohistochemistry (Formalin/PFA-fixed paraffin-embedded sections) - Anti-Peroxiredoxin 1/PAG antibody (ab109766)

ab109766 at 2.5µg/ml staining Peroxiredoxin 1/PAG in formalin-fixed, paraffin-embedded Human thyroid tissue.

**Please note:** All products are "FOR RESEARCH USE ONLY. NOT FOR USE IN DIAGNOSTIC PROCEDURES"

### Our Abpromise to you: Quality guaranteed and expert technical support

- Replacement or refund for products not performing as stated on the datasheet
- Valid for 12 months from date of delivery
- Response to your inquiry within 24 hours
- We provide support in Chinese, English, French, German, Japanese and Spanish
- Extensive multi-media technical resources to help you
- We investigate all quality concerns to ensure our products perform to the highest standards

If the product does not perform as described on this datasheet, we will offer a refund or replacement. For full details of the Abpromise, please visit <https://www.abcam.cn/abpromise> or contact our technical team.

## Terms and conditions

---

- Guarantee only valid for products bought direct from Abcam or one of our authorized distributors