

Anti-Pentraxin 3/PTX3 antibody [EPR6699] ab125007

重组 RabMAb

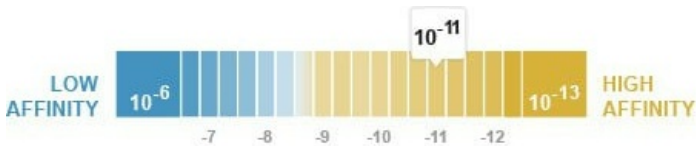
★★★★★ 1 Abreviews 8 References 5 图像

概述

产品名称	Anti-Pentraxin 3/PTX3抗体[EPR6699]
描述	兔单克隆抗体[EPR6699] to Pentraxin 3/PTX3
宿主	Rabbit
经测试应用	适用于: WB 不适用于: Flow Cyt, ICC/IF or IHC-P
种属反应性	与反应: Mouse, Human
免疫原	Synthetic peptide within Human Pentraxin 3/PTX3 aa 50-150. The exact sequence is proprietary.
阳性对照	HL-60 treated with Dexamethasone, HL-60, Human spleen, NIH/3T3, and HUVEC lysates; HUVEC cells
常规说明	<p>This product is a recombinant monoclonal antibody, which offers several advantages including:</p> <ul style="list-style-type: none"><li>- High batch-to-batch consistency and reproducibility</li><li>- Improved sensitivity and specificity</li><li>- Long-term security of supply</li><li>- Animal-free production</li></ul> <p>For more information <a href="#">see here</a>.</p> <p>Our RabMAb<sup>®</sup> technology is a patented hybridoma-based technology for making rabbit monoclonal antibodies. For details on our patents, please refer to <a href="#">RabMAb<sup>®</sup> patents</a>.</p> <p>Rat: We have preliminary internal testing data to indicate this antibody may not react with this species. Please contact us for more information.</p>

性能

形式	Liquid
存放说明	Shipped at 4°C. Store at +4°C short term (1-2 weeks). Store at -20°C. Stable for 12 months at -20°C.
解离常数 (K <sub>D</sub> )	K <sub>D</sub> = 7.80 x 10 <sup>-11</sup> M



[Learn more about Kp](#)

存储溶液	pH: 7.20 Preservative: 0.01% Sodium azide Constituents: 59% PBS, 0.05% BSA, 40% Glycerol
纯度	Protein A purified
克隆	单克隆
克隆编号	EPR6699
同种型	IgG

## 应用

**The Abpromise guarantee**      **Abpromise™** 承诺保证使用 ab125007 于以下的经测试应用

“应用说明”部分 下显示的仅为推荐的起始稀释度;实际最佳的稀释度/浓度应由使用者检定。

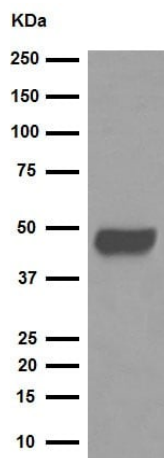
应用	Ab 评论	说明
WB	★★★★★ (1)	1/1000 - 1/10000. Detects a band of approximately 42 kDa (predicted molecular weight: 42 kDa).

**应用说明**      Is unsuitable for Flow Cyt, ICC/IF or IHC-P.

## 靶标

功能	Plays a role in the regulation of innate resistance to pathogens, inflammatory reactions, possibly clearance of self-components and female fertility.
序列相似性	Contains 1 pentaxin domain.
翻译后修饰	Glycosylated.
细胞定位	Secreted.

## 图片



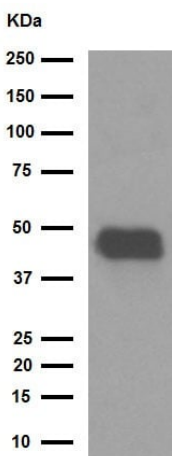
Western blot - Anti-Pentraxin 3/PTX3 antibody  
[EPR6699] (ab125007)

Anti-Pentraxin 3/PTX3 antibody [EPR6699] (ab125007) at 1/10000  
dilution + NIH/3T3 cell lysate at 20 µg

### Secondary

Goat Anti-Rabbit IgG, (H+L), HRP-conjugated at 1/1000 dilution

**Predicted band size:** 42 kDa



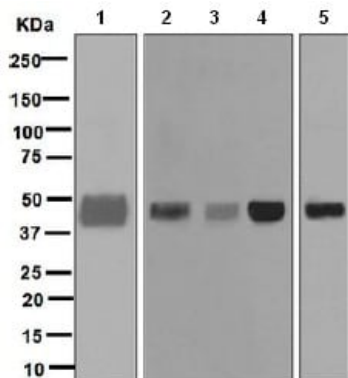
Western blot - Anti-Pentraxin 3/PTX3 antibody  
[EPR6699] (ab125007)

Anti-Pentraxin 3/PTX3 antibody [EPR6699] (ab125007) at 1/10000  
dilution + HUVEC cell lysate at 20 µg

### Secondary

Goat Anti-Rabbit IgG, (H+L), HRP-conjugated at 1/1000 dilution

**Predicted band size:** 42 kDa



Western blot - Anti-Pentraxin 3/PTX3 antibody  
[EPR6699] (ab125007)

**All lanes :** Anti-Pentraxin 3/PTX3 antibody [EPR6699] (ab125007)  
at 1/1000 dilution (unpurified)

**Lane 1 :** HL-60 treated with Dexamethasone lysate

**Lane 2 :** HL-60 lysate

**Lane 3 :** Human spleen lysate

**Lane 4 :** NIH/3T3 cell lysate

**Lane 5 :** HUVEC lysate

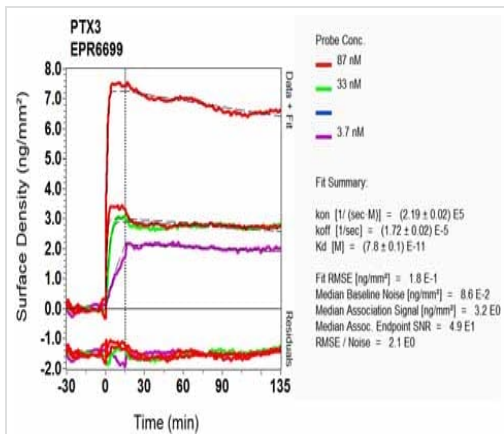
Lysates/proteins at 10 µg per lane.

### Secondary

**All lanes :** HRP labelled goat anti-rabbit at 1/2000 dilution

**Predicted band size:** 42 kDa

**Observed band size:** 42 kDa



SPR Scanning - Anti-Pentraxin 3/PTX3 antibody  
[EPR6699] (ab125007)

Equilibrium dissociation constant ( $K_D$ )

Learn more about  $K_D$

[Click here to learn more about  \$K\_D\$](#)

Why choose a  
recombinant antibody?



**Research with  
confidence**  
Consistent and  
reproducible results



**Long-term and  
scalable supply**  
Recombinant  
technology



**Success from the  
first experiment**  
Confirmed  
specificity



**Ethical standards  
compliant**  
Animal-free  
production

Anti-Pentraxin 3/PTX3 antibody [EPR6699]  
(ab125007)

**Please note:** All products are "FOR RESEARCH USE ONLY. NOT FOR USE IN DIAGNOSTIC PROCEDURES"

### Our Abpromise to you: Quality guaranteed and expert technical support

- Replacement or refund for products not performing as stated on the datasheet
- Valid for 12 months from date of delivery
- Response to your inquiry within 24 hours
- We provide support in Chinese, English, French, German, Japanese and Spanish
- Extensive multi-media technical resources to help you
- We investigate all quality concerns to ensure our products perform to the highest standards

If the product does not perform as described on this datasheet, we will offer a refund or replacement. For full details of the Abpromise,

please visit <https://www.abcam.cn/abpromise> or contact our technical team.

## Terms and conditions

---

- Guarantee only valid for products bought direct from Abcam or one of our authorized distributors