


PE Anti-RBBP4 antibody [EPR3411] ab210834

重组 RabMAb

3 图像

概述

产品名称	PE Anti-RBBP4抗体[EPR3411]
描述	PE兔单克隆抗体[EPR3411] to RBBP4
宿主	Rabbit
偶联物	PE. Ex: 488nm, Em: 575nm
经测试应用	适用于: ICC/IF, Flow Cyt (Intra)
种属反应性	与反应: Human 预测可用于: Mouse, Rat 
免疫原	Synthetic peptide. This information is proprietary to Abcam and/or its suppliers.
阳性对照	Flow Cyt (intra): HeLa cells ICC/IF: HeLa cells
常规说明	<p>This product is a recombinant monoclonal antibody, which offers several advantages including:</p> <ul style="list-style-type: none">- High batch-to-batch consistency and reproducibility- Improved sensitivity and specificity- Long-term security of supply- Animal-free production <p>For more information see here.</p> <p>Our RabMAb[®] technology is a patented hybridoma-based technology for making rabbit monoclonal antibodies. For details on our patents, please refer to RabMAb[®] patents.</p>

性能

形式	Liquid
存放说明	Shipped at 4°C. Upon delivery aliquot. Store at +4°C. Do Not Freeze. Store In the Dark.
存储溶液	pH: 7.4 Preservative: 0.02% Sodium azide Constituents: PBS, 1% BSA
纯度	Protein A purified
克隆	单克隆
克隆编号	EPR3411
同种型	IgG

应用

The Abpromise guarantee **Abpromise™**承诺保证使用ab210834于以下的经测试应用

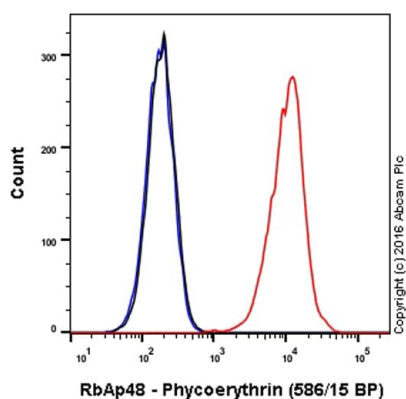
“应用说明”部分 下显示的仅为推荐的起始稀释度;实际最佳的稀释度/浓度应由使用者检定。

应用	Ab评论	说明
ICC/IF		1/100. This product gave a positive signal in HeLa cells fixed with 4% formaldehyde (10 min) and 100% methanol (5 min)
Flow Cyt (Intra)		1/500.

靶标

功能	Core histone-binding subunit that may target chromatin assembly factors, chromatin remodeling factors and histone deacetylases to their histone substrates in a manner that is regulated by nucleosomal DNA. Component of several complexes which regulate chromatin metabolism. These include the chromatin assembly factor 1 (CAF-1) complex, which is required for chromatin assembly following DNA replication and DNA repair; the core histone deacetylase (HDAC) complex, which promotes histone deacetylation and consequent transcriptional repression; the nucleosome remodeling and histone deacetylase complex (the NuRD complex), which promotes transcriptional repression by histone deacetylation and nucleosome remodeling; the PRC2/EED-EZH2 complex, which promotes repression of homeotic genes during development; and the NURF (nucleosome remodeling factor) complex.
序列相似性	Belongs to the WD repeat RBAP46/RBAP48/MSI1 family. Contains 6 WD repeats.
细胞定位	Nucleus.

图片

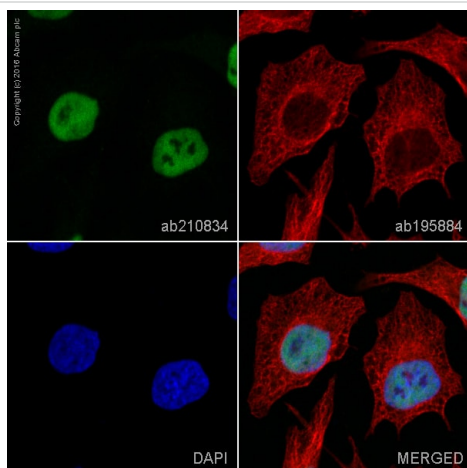


Flow Cytometry (Intracellular) - PE Anti-RBBP4 antibody [EPR3411] (ab210834)

Overlay histogram showing HeLa cells stained with ab210834 (red line). The cells were fixed with 4% formaldehyde (10 min) and then permeabilized with 90% methanol for 30 min at -20°C. The cells were then incubated in 1x PBS / 10% normal goat serum to block non-specific protein-protein interactions followed by the antibody (ab210834, 1/500 dilution) for 30 min at 22°C.

Isotype control antibody (black line) was rabbit IgG (monoclonal) Phycoerythrin (**ab209478**) used at the same concentration and conditions as the primary antibody. Unlabelled sample (blue line) was also used as a control.

Acquisition of >5,000 events were collected using a 50mW Yellow-Green laser (561nm) and 586/15 bandpass filter.



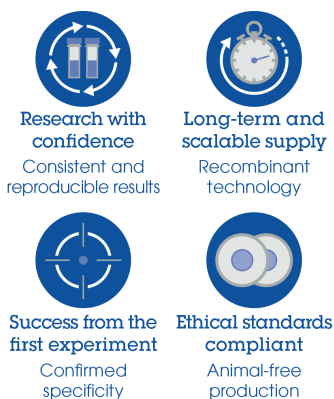
Immunocytochemistry/ Immunofluorescence - PE Anti-RBBP4 antibody [EPR3411] (ab210834)

ab210834 staining RBBP4 in HeLa cells. The cells were fixed with 4% formaldehyde (10 min), permeabilized with 0.1% Triton X-100 for 5 minutes and then blocked with 1% BSA/10% normal goat serum/0.3M glycine in 0.1% PBS-Tween for 1h. The cells were then incubated overnight at +4°C with ab210834 at 1/100 dilution (**pseudocolored in green**) and **ab195884**, Rat monoclonal to Tubulin (Alexa Fluor® 647), at 1/250 dilution (shown in red). Nuclear DNA was labelled with DAPI (shown in blue).

Image was taken with a confocal microscope (Leica-Microsystems, TCS SP8).

This product also gave a positive signal under the same testing conditions in HeLa cells fixed with 100% methanol (5min).

Why choose a recombinant antibody?



PE Anti-RBBP4 antibody [EPR3411] (ab210834)

Our Abpromise to you: Quality guaranteed and expert technical support

- Replacement or refund for products not performing as stated on the datasheet
- Valid for 12 months from date of delivery
- Response to your inquiry within 24 hours

- We provide support in Chinese, English, French, German, Japanese and Spanish
- Extensive multi-media technical resources to help you
- We investigate all quality concerns to ensure our products perform to the highest standards

If the product does not perform as described on this datasheet, we will offer a refund or replacement. For full details of the Abpromise, please visit <https://www.abcam.cn/abpromise> or contact our technical team.

Terms and conditions

- Guarantee only valid for products bought direct from Abcam or one of our authorized distributors