




Anti-PDE5A/PDE5 antibody ab28761

★★★★★ [1 Abreviews](#) [2 References](#) [3 图像](#)

概述

产品名称	Anti-PDE5A/PDE5抗体
描述	山羊多克隆抗体to PDE5A/PDE5
宿主	Goat
特异性	This antibody is expected to recognise all 4 reported isoforms (as represented by NP_001074; NP_236914; NP_246273). [NP_237223 has been retracted].
经测试应用	适用于: Flow Cyt (Intra), WB, ICC/IF
种属反应性	与反应: Human 预测可用于: Rat, Cow, Dog 
免疫原	Synthetic peptide corresponding to Human PDE5A/PDE5 aa 864-875 (C terminal). Sequence: C-LINGESG QAKRN (Peptide available as ab45684)  Run BLAST with  Run BLAST with
阳性对照	Human lung lysate. Lysate prepared from transfected HEK293 cells transiently expressing PDE5A/PDE5 Flow Cyt (Intra): HEK293 cells.
常规说明	The Life Science industry has been in the grips of a reproducibility crisis for a number of years. Abcam is leading the way in addressing this with our range of recombinant monoclonal antibodies and knockout edited cell lines for gold-standard validation. Please check that this product meets your needs before purchasing. If you have any questions, special requirements or concerns, please send us an inquiry and/or contact our Support team ahead of purchase. Recommended alternatives for this product can be found below, along with publications, customer reviews and Q&As

性能

形式	Liquid
存放说明	Shipped at 4°C. Upon delivery aliquot and store at -20°C. Avoid freeze / thaw cycles.
存储溶液	pH: 7.30 Preservative: 0.02% Sodium azide Constituents: 0.5% Tris buffered saline, 0.5% BSA

纯度	Immunogen affinity purified
纯化说明	This antibody was purified from goat serum by ammonium sulphate precipitation, followed by antigen affinity chromatography using the immunizing peptide.
克隆	多克隆
同种型	IgG

应用

The Abpromise guarantee **Abpromise™**承诺保证使用ab28761于以下的经测试应用


“应用说明”部分 下显示的仅为推荐的起始稀释度;实际最佳的稀释度/浓度应由使用者检定。

应用	Ab评论	说明
Flow Cyt (Intra)		Use a concentration of 10 µg/ml.
WB	★★★★★ (1)	Use a concentration of 0.3 - 1 µg/ml. Detects a band of approximately 100 kDa (predicted molecular weight: 100 kDa). 1 hour primary incubation is recommended for this product.
ICC/IF		Use a concentration of 10 µg/ml.

靶标

功能	Plays a role in signal transduction by regulating the intracellular concentration of cyclic nucleotides. This phosphodiesterase catalyzes the specific hydrolysis of cGMP to 5'-GMP.
组织特异性	Expressed in aortic smooth muscle cells, heart, placenta, skeletal muscle and pancreas and, to a much lesser extent, in brain, liver and lung.
通路	Purine metabolism; 3',5'-cyclic GMP degradation; GMP from 3',5'-cyclic GMP: step 1/1.
序列相似性	Belongs to the cyclic nucleotide phosphodiesterase family. Contains 2 GAF domains.
结构域	Composed of a C-terminal catalytic domain containing two putative divalent metal sites and an N-terminal regulatory domain which contains two homologous allosteric cGMP-binding regions, A and B.
翻译后修饰	Phosphorylation is regulated by binding of cGMP to the two allosteric sites.

图片

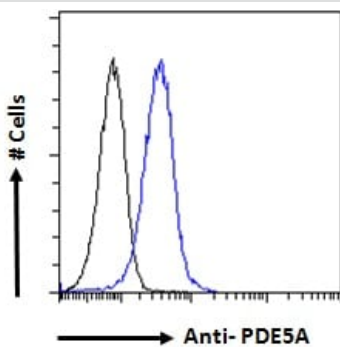


Western blot - Anti-PDE5A/PDE5 antibody (ab28761)

Anti-PDE5A/PDE5 antibody (ab28761) at 1 $\mu\text{g/ml}$ + lysate prepared from transfected HEK293 cells transiently expressing PDE5A/PDE5 (isoform 2)

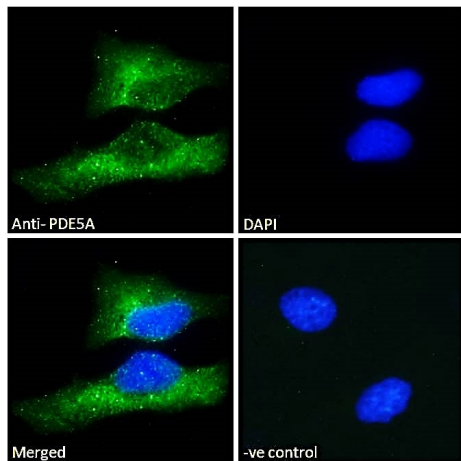
Predicted band size: 100 kDa

Observed band size: 95 kDa



Flow Cytometry (Intracellular) - Anti-PDE5A/PDE5 antibody (ab28761)

Flow cytometric analysis of paraformaldehyde fixed HEK293 cells (blue line), permeabilized with 0.5% Triton. Primary incubation with ab28761 1hr (10 $\mu\text{g/ml}$) followed by Alexa Fluor 488 secondary antibody (1 $\mu\text{g/ml}$). IgG control: Unimmunized goat IgG (black line) followed by Alexa Fluor 488 secondary antibody.



Immunofluorescence analysis of paraformaldehyde fixed HeLa cells, permeabilized with 0.15% Triton. Primary incubation with ab28761 for 1hr (10 µg/ml) followed by Alexa Fluor 488 secondary antibody (2 µg/ml), showing cytoplasmic staining. The nuclear stain is DAPI (blue). Negative control: Unimmunized goat IgG (10 µg/ml) followed by Alexa Fluor 488 secondary antibody (2 µg/ml).

Immunocytochemistry/ Immunofluorescence - Anti-PDE5A/PDE5 antibody (ab28761)

Please note: All products are "FOR RESEARCH USE ONLY. NOT FOR USE IN DIAGNOSTIC PROCEDURES"

Our Abpromise to you: Quality guaranteed and expert technical support

- Replacement or refund for products not performing as stated on the datasheet
- Valid for 12 months from date of delivery
- Response to your inquiry within 24 hours
- We provide support in Chinese, English, French, German, Japanese and Spanish
- Extensive multi-media technical resources to help you
- We investigate all quality concerns to ensure our products perform to the highest standards

If the product does not perform as described on this datasheet, we will offer a refund or replacement. For full details of the Abpromise, please visit <https://www.abcam.cn/abpromise> or contact our technical team.

Terms and conditions

- Guarantee only valid for products bought direct from Abcam or one of our authorized distributors