




Anti-PCGF1 antibody ab194556

2 图像

概述

产品名称	Anti-PCGF1抗体
描述	小鼠多克隆抗体to PCGF1
宿主	Mouse
经测试应用	适用于: WB
种属反应性	与反应: Human, Recombinant fragment 预测可用于: Mouse, Rat, Cow 
免疫原	Recombinant fragment (GST-tag) corresponding to Human PCGF1 aa 100-200. NP_116062 Database link: Q9BSM1  Run BLAST with  Run BLAST with
阳性对照	Daoy cell lysate; recombinant immunogen.
常规说明	<p>The Life Science industry has been in the grips of a reproducibility crisis for a number of years. Abcam is leading the way in addressing this with our range of recombinant monoclonal antibodies and knockout edited cell lines for gold-standard validation. Please check that this product meets your needs before purchasing.</p> <p>If you have any questions, special requirements or concerns, please send us an inquiry and/or contact our Support team ahead of purchase. Recommended alternatives for this product can be found below, along with publications, customer reviews and Q&As</p>

性能

形式	Liquid
存放说明	Shipped at 4°C. Store at +4°C short term (1-2 weeks). Upon delivery aliquot. Store at -20°C long term. Avoid freeze / thaw cycle.
存储溶液	Constituent: 50% Glycerol (glycerin, glycerine)
纯度	Whole antiserum
克隆	多克隆
同种型	IgG

应用

The Abpromise guarantee

Abpromise™ 承诺保证使用ab194556于以下的经测试应用

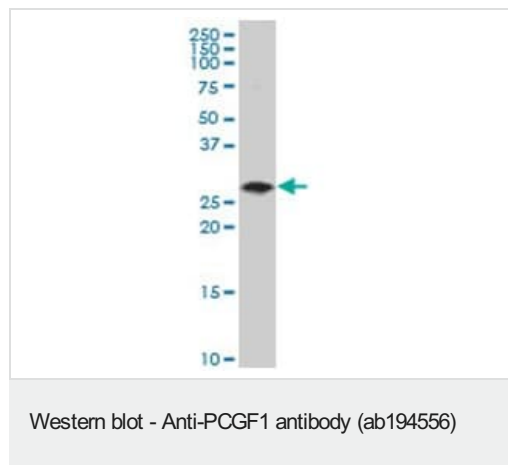
“应用说明”部分 下显示的仅为推荐的起始稀释度;实际最佳的稀释度/浓度应由使用者检定。

应用	Ab评论	说明
WB		1/500 - 1/2500. Predicted molecular weight: 30 kDa.

靶标

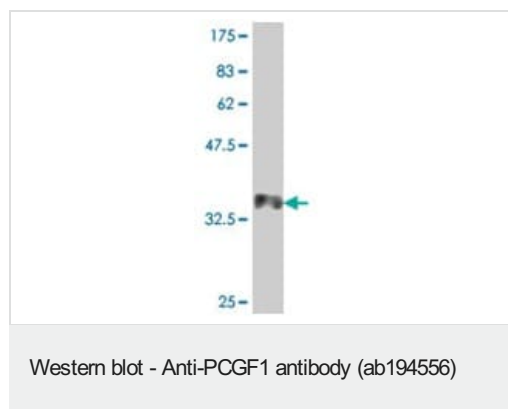
相关性	PCGF1 is a component of the Polycomb group (PcG) multiprotein BCOR complex, a complex required to maintain the transcriptionally repressive state of some genes, such as BCL6 and the cyclin-dependent kinase inhibitor, CDKN1A. It represses CDKN1A expression by binding to its promoter, and this repression is dependent on the retinoic acid response element (RARE element). PCGF1 als promotes cell cycle progression and also enhances cell proliferation, thus it may have a positive role in tumor cell growth.
细胞定位	Nuclear

图片



Anti-PCGF1 antibody (ab194556) at 1/500 dilution + Daoy cell lysate at 50 µg

Predicted band size: 30 kDa



Anti-PCGF1 antibody (ab194556) at 1/1000 dilution + recombinant immunogen at 0.2 µg

Predicted band size: 30 kDa

Predicted MWt of immunogen is 35.24 kDa.

Please note: All products are "FOR RESEARCH USE ONLY. NOT FOR USE IN DIAGNOSTIC PROCEDURES"

Our Abpromise to you: Quality guaranteed and expert technical support

- Replacement or refund for products not performing as stated on the datasheet
- Valid for 12 months from date of delivery
- Response to your inquiry within 24 hours

- We provide support in Chinese, English, French, German, Japanese and Spanish
- Extensive multi-media technical resources to help you
- We investigate all quality concerns to ensure our products perform to the highest standards

If the product does not perform as described on this datasheet, we will offer a refund or replacement. For full details of the Abpromise, please visit <https://www.abcam.cn/abpromise> or contact our technical team.

Terms and conditions

- Guarantee only valid for products bought direct from Abcam or one of our authorized distributors